

**New Jersey Judiciary
CIVIL STATISTICS
June 2023**

TABLE OF CONTENTS

Introduction, Abbreviations, and Glossary	i
Tables and Graphs By County	1
Tables and Graphs by Case Type	
Atlantic	3
Bergen	7
Burlington	11
Camden	15
Cape May	19
Cumberland	23
Essex	27
Gloucester	31
Hudson	35
Hunterdon	39
Mercer	43
Middlesex	47
Monmouth	51
Morris	55
Ocean	59
Passaic	63
Salem	67
Somerset	71
Sussex	75
Union	79
Warren	83
State	87

INTRODUCTION

CIVIL STATISTICS provides court year-to-date civil-law statistics for New Jersey's twenty-one counties. Data is compiled from a monthly statistical extract of the Automated Case Management System.

The report provides 4-page summaries of filings, resolutions, clearance, backlog, and active pending by case type for counties and the state. Case type categories are based on the Case Information Statement (CIS). Some categories are consolidated as shown in the table on the next page.

GLOSSARY

Filings: Filings include new, reopened, reactivated, and transferred cases

Resolutions: Include trials, summary judgments, settlements, default judgments dismissals, inactivations, transfers, and other summary matters

Clearance: Resolutions minus filings

Backlog: Cases over case processing goal as listed below. Cases are aged from date of complaint exclusive of inactive and closed time.

 Track 1 backlog = over 12 months

 Track 2 backlog = over 18 months

 Track 3 backlog = over 24 months

 Track 4 backlog = over 24 months

Backlog Per 100 Monthly Filings: $(\text{backlog}) / (\text{average monthly filings in previous court year}) * 100$

Active Pending: Cases not resolved. Does not include inactive cases.

CIVIL STATISTICS is produced by the Administrative Office of the Courts' Quantitative Research Unit. Questions or comments can be directed to:

Quantitative Research Unit: PO Box 037, Trenton, NJ 08625
(609) 815-2900 x52530

CASE TYPE ABBREVIATIONS

TRACK I

Action on Negotiable Instrument (Act on New Inst)

Book Account

Name Change

Other Insurance Claim Including Declaratory Judgment Actions (other insurance)

PIP Coverage

Real Property

Other Track 1: Forfeiture, Summary Action, UM or UIM Claim, Lemon Law, Open Public Records Act, Tenancy, Miscellaneous, No Show Jurors
UM/UIM Coverage

TRACK II

Auto Negligence - Personal Injury

Auto Negligence - Property Damage

Construction

Contract/Commercial Transactions

Employment other than CEPA or LAD

Personal Injury

Tort - Other

UM/UIM Bodily Injury

TRACK III

Assault and Battery

Civil Rights

Condemnation

Medical Malpractice

Product Liability

Professional Malpractice

Toxic Tort

Other Track 3: Defamation, Inverse Condemnation, Whistle Blower/Conscientious, Employee Protection Act, Law Against Discrimination

TRACK IV

Action in Lieu of Prerogative Writ (Lieu of P. Writ)

Asbestos

Complex Commercial

Other Multicounty Litigation (formerly "mass tort") and/or Centrally Managed Cases:

Abilify, Accutane, Allergen Biocell Textured Breast Implants, Asbestos, DePuy ASR Hip Implants, Elmiron

Fosamax, Pelvic Mesh - Bard, Pelvic Mesh - Gynecare, Physiomesh, Pinnacle Metal -on- Metal (MoM) Hip Implants,

Proceed Surgical Mesh/Proceed Ventral Patch, Prolene Hernia System Mesh, Proton-Pump Inhibitors, Singulair,

Strattice Hernia Mesh, Stryker Hip/ABG II, Stryker LFIT CoCr V40 Femoral Heads, Stryker Trident Hip Implants,

Talc-Powder, Tasigna, Taxotere/Docetaxel, Zostavax.

Other Track 4: Complex Construction, Cullen Lit., Environmental Coverage Litigation, False Claims, Insurance Fraud, Mt. Laurel

CIVIL CASELOAD SUMMARY BY COUNTY
JULY 2022 - JUNE 2023
STATE

	Filings			Resolutions			Clearance		Backlog			Backlog Percent		Backlog Per 100 Monthly Filings		Active Pending		
	Jul 2021	Jul 2022	percent change	Jul 2021	Jul 2022	percent change	Jul 2022 - Jun 2023		Jun 2022	Jun 2023	percent change	Jun 2022	Jun 2023	Jun 2022	Jun 2023	Jun 2022	Jun 2023	percent change
	to Jun 2022	to Jun 2023		number	percent													
Atlantic	4,027	3,012	-25%	2,940	2,640	-10%	-372	88%	2,543	4,319	70%	33%	53%	758	1,721	7,808	8,192	5%
Bergen	8,275	7,336	-11%	10,000	9,055	-9%	1719	123%	5,868	4,944	-16%	45%	44%	851	809	12,961	11,320	-13%
Burlington	2,696	2,658	-1%	2,925	2,745	-6%	87	103%	400	320	-20%	17%	14%	178	144	2,359	2,275	-4%
Camden	4,019	3,849	-4%	4,412	4,447	1%	598	116%	831	572	-31%	20%	16%	248	178	4,130	3,546	-14%
Cape May	531	540	2%	564	488	-13%	-52	90%	82	91	11%	17%	17%	185	202	483	534	11%
Cumberland	790	791	0%	945	799	-15%	8	101%	167	164	-2%	22%	22%	254	249	748	741	-1%
Essex	9,412	8,936	-5%	10,449	9,227	-12%	291	103%	4,827	5,075	5%	36%	39%	615	682	13,411	13,133	-2%
Gloucester	1,520	1,523	0%	1,712	1,459	-15%	-64	96%	235	299	27%	17%	21%	186	236	1,351	1,422	5%
Hudson	4,997	4,802	-4%	5,650	5,079	-10%	277	106%	1,597	1,481	-7%	28%	28%	384	370	5,626	5,352	-5%
Hunterdon	616	488	-21%	603	518	-14%	30	106%	145	160	10%	27%	31%	282	393	546	517	-5%
Mercer	2,678	2,506	-6%	2,778	2,547	-8%	41	102%	712	787	11%	24%	27%	319	377	2,941	2,906	-1%
Middlesex	7,456	7,586	2%	9,431	8,272	-12%	686	109%	6,565	6,372	-3%	48%	49%	1,057	1,008	13,591	12,920	-5%
Monmouth	4,134	4,071	-2%	4,811	4,064	-16%	-7	100%	1,148	1,168	2%	25%	25%	333	344	4,659	4,671	0%
Morris	2,534	2,398	-5%	2,730	2,645	-3%	247	110%	871	745	-14%	30%	28%	412	373	2,875	2,623	-9%
Ocean	3,253	3,173	-2%	3,821	3,270	-14%	97	103%	941	869	-8%	27%	25%	347	329	3,499	3,409	-3%
Passaic	3,916	3,658	-7%	4,482	4,094	-9%	436	112%	1,212	942	-22%	27%	23%	371	309	4,503	4,076	-9%
Salem	246	249	1%	266	250	-6%	1	100%	46	47	2%	22%	23%	224	227	206	205	0%
Somerset	1,633	1,607	-2%	1,737	1,575	-9%	-32	98%	386	485	26%	24%	29%	284	362	1,628	1,662	2%
Sussex	589	537	-9%	640	536	-16%	-1	100%	131	154	18%	24%	28%	267	344	554	556	0%
Union	4,353	4,516	4%	4,940	4,839	-2%	323	107%	1,408	1,168	-17%	27%	24%	388	310	5,177	4,857	-6%
Warren	382	403	5%	416	379	-9%	-24	94%	83	124	49%	22%	31%	261	369	369	396	7%
Total	68,057	64,639	-5%	76,252	68,928	-10%	4289	107%	30,198	30,286	0%	34%	35%	532	562	89,425	85,313	-5%

NOTE: Some Multicounty Litigation (MCL) cases were transferred in November 2014: Atlantic to Bergen = 8,935; Atlantic to Middlesex = 4,070.

CIVIL BACKLOG SUMMARY BY CASETYPE

June 2023

STATE

	Cases in Backlog																Total Backlog
	Track 1					Track 2				Track 3			Track 4				
	12 to 18 months	18 to 24 months	24 to 36 months	over 36 months	Total Track 1	18 to 24 months	24 to 36 months	over 36 months	Total Track 2	24 to 36 months	over 36 months	Total Track 3	24 to 36 months	over 36 months	Total Track 4		
Atlantic	19	8	9	9	45	187	154	60	401	59	52	111	1,857	1,905	3,762	4,319	
Bergen	44	16	8	5	73	682	737	238	1,657	148	134	282	469	2,463	2,932	4,944	
Burlington	0	1	0	0	1	141	78	18	237	42	30	72	5	5	10	320	
Camden	19	2	0	2	23	223	128	47	398	69	63	132	8	11	19	572	
Cape May	2	2	5	0	9	35	14	4	53	12	12	24	3	2	5	91	
Cumberland	3	2	4	0	9	45	53	22	120	17	14	31	4	0	4	164	
Essex	82	63	50	52	247	1,219	1,664	1,086	3,969	327	412	739	33	87	120	5,075	
Gloucester	12	7	4	1	24	98	78	24	200	30	27	57	7	11	18	299	
Hudson	32	17	40	15	104	456	451	255	1,162	75	78	153	21	41	62	1,481	
Hunterdon	9	3	2	0	14	28	51	24	103	11	24	35	3	5	8	160	
Mercer	2	0	3	2	7	197	208	89	494	156	109	265	5	16	21	787	
Middlesex	28	6	1	0	35	739	648	203	1,590	132	92	224	655	3,868	4,523	6,372	
Monmouth	35	25	13	10	83	374	350	122	846	98	82	180	20	39	59	1,168	
Morris	8	5	1	1	15	223	225	46	494	86	106	192	15	29	44	745	
Ocean	36	14	13	7	70	286	256	100	642	66	77	143	8	6	14	869	
Passaic	17	8	17	6	48	331	198	201	730	88	57	145	6	13	19	942	
Salem	5	0	0	1	6	15	13	6	34	1	4	5	1	1	2	47	
Somerset	10	3	6	0	19	141	154	75	370	42	32	74	10	12	22	485	
Sussex	7	2	0	0	9	42	49	18	109	18	13	31	4	1	5	154	
Union	40	21	17	3	81	457	325	133	915	66	73	139	12	21	33	1,168	
Warren	7	4	2	0	13	24	41	14	79	13	13	26	4	2	6	124	
Total	417	209	195	114	935	5,943	5,875	2,785	14,603	1,556	1,504	3,060	3,150	8,538	11,688	30,286	

NOTE: Some Multicounty Litigation (MCL) cases were transferred in November 2014: Atlantic to Bergen = 8,935; Atlantic to Middlesex = 4,070.

**CIVIL CASELOAD SUMMARY BY CASETYPE
JULY 2022 - JUNE 2023
ATLANTIC**

	Filings			Resolutions			Clearance		Backlog			Backlog Percent		Backlog Per 100 Monthly Filings		Active Pending		
	Jul 2021 to Jun 2022	Jul 2022 to Jun 2023	percent change	Jul 2021 to Jun 2022	Jul 2022 to Jun 2023	percent change	Jul 2022 - Jun 2023		Jun 2022	Jun 2023	percent change	Jun 2022	Jun 2023	Jun 2022	Jun 2023	Jun 2022	Jun 2023	percent change
							number	percent										
Act on Neg Inst	4	2	-50%	1	3	200%	1	150%	0	1		0%	50%	0	600	3	2	-33%
Asbestos	0	0	0%	0	0	0%	0	100%	0	0	0%	0%	0%	0	0	0	0	0%
Assault & Bat	18	4	-78%	12	9	-25%	5	225%	3	2	-33%	16%	14%	200	600	19	14	-26%
Auto - Pers Inj	679	661	-3%	840	684	-19%	23	103%	194	189	-3%	24%	24%	343	343	820	801	-2%
Auto - Property	28	30	7%	23	31	35%	1	103%	1	0	-100%	5%	0%	43	0	21	20	-5%
Book Account	369	315	-15%	435	334	-23%	19	106%	16	10	-38%	9%	6%	52	38	173	154	-11%
Civil Rights	19	18	-5%	23	19	-17%	1	106%	10	10	0%	42%	42%	632	667	24	24	0%
Complex Comme	5	8	60%	3	11	267%	3	138%	7	5	-29%	44%	50%	1,680	750	16	10	-38%
Condemnation	0	0	0%	2	1	-50%	1	100%	0	0	0%	0%	0%	0	0	1	0	-100%
Construction	17	20	18%	12	22	83%	2	110%	10	9	-10%	37%	36%	706	540	27	25	-7%
Contract/Comme	251	293	17%	314	248	-21%	-45	85%	19	27	42%	12%	13%	91	111	156	205	31%
Employment	6	15	150%	10	11	10%	-4	73%	4	2	-50%	36%	13%	800	160	11	15	36%
Lieu of P. Writ	15	12	-20%	14	12	-14%	0	100%	3	2	-33%	23%	15%	240	200	13	13	0%
Medical Malprac	30	31	3%	28	39	39%	8	126%	39	46	18%	42%	54%	1,560	1,781	93	85	-9%
Name Change	72	76	6%	78	72	-8%	-4	95%	0	0	0%	0%	0%	0	0	7	11	57%
Other Insurance	12	9	-25%	24	8	-67%	-1	89%	4	5	25%	33%	38%	400	667	12	13	8%
Other MCL	1,505	587	-61%	69	164	138%	-423	28%	1,972	3,750	90%	37%	65%	1,572	7,666	5,312	5,745	8%
Other Track 1	212	163	-23%	151	205	36%	42	126%	30	27	-10%	20%	25%	170	199	149	108	-28%
Other Track 3	101	101	0%	129	103	-20%	2	102%	35	36	3%	23%	24%	416	428	149	148	-1%
Other Track 4	11	5	-55%	8	12	50%	7	240%	3	5	67%	18%	56%	327	1,200	17	9	-47%
Personal Injury	442	488	10%	549	485	-12%	-3	99%	139	140	1%	24%	24%	377	344	586	586	0%
Prod Liability	66	18	-73%	33	8	-76%	-10	44%	5	6	20%	36%	33%	91	400	14	18	29%
Prof Malpractic	11	11	0%	17	15	-12%	4	136%	11	9	-18%	41%	35%	1,200	982	27	26	-4%
PIP Coverage	6	10	67%	5	9	80%	-1	90%	1	2	100%	25%	40%	200	240	4	5	25%
Real Property	17	11	-35%	12	14	17%	3	127%	1	3	200%	8%	33%	71	327	12	9	-25%
Tort Other	60	66	10%	52	66	27%	0	100%	20	15	-25%	28%	21%	400	273	72	73	1%
Toxic Tort	2	0	-100%	1	0	-100%	0	100%	0	1		0%	50%	0		2	2	0%
UM/UIM Bod Inj	69	58	-16%	95	55	-42%	-3	95%	16	17	6%	24%	24%	278	352	68	71	4%
Total	4,027	3,012	-25%	2,940	2,640	-10%	-372	88%	2,543	4,319	70%	33%	53%	758	1,721	7,808	8,192	5%

NOTE: Some Multicounty Litigation (MCL) cases were transferred in November 2014: Atlantic to Bergen = 8,935; Atlantic to Middlesex = 4,070.

CIVIL BACKLOG SUMMARY BY CASETYPE

June 2023

ATLANTIC

	Cases in Backlog															Total Backlog
	Track 1					Track 2				Track 3			Track 4			
	12 to 18 months	18 to 24 months	24 to 36 months	over 36 months	Total Track 1	18 to 24 months	24 to 36 months	over 36 months	Total Track 2	24 to 36 months	over 36 months	Total Track 3	24 to 36 months	over 36 months	Total Track 4	
Act on Neg Inst	0	1	0	0	1	0	0	0	0	0	0	0	0	0	0	1
Asbestos	0	0	0	0	0	0	0	0	0	0	0	0	0	0	0	0
Assault & Bat	0	0	0	0	0	0	0	0	0	1	1	2	0	0	0	2
Auto - Pers Inj	0	0	0	0	0	91	70	28	189	0	0	0	0	0	0	189
Auto - Property	0	0	0	0	0	0	0	0	0	0	0	0	0	0	0	0
Book Account	5	2	1	2	10	0	0	0	0	0	0	0	0	0	0	10
Civil Rights	0	0	0	0	0	0	0	0	0	5	5	10	0	0	0	10
Complex Commer	0	0	0	0	0	0	0	0	0	0	0	0	2	3	5	5
Condemnation	0	0	0	0	0	0	0	0	0	0	0	0	0	0	0	0
Construction	0	0	0	0	0	2	4	3	9	0	0	0	0	0	0	9
Contract/Commer	0	0	0	0	0	12	10	5	27	0	0	0	0	0	0	27
Employment	0	0	0	0	0	0	0	2	2	0	0	0	0	0	0	2
Lieu of P. Writ	0	0	0	0	0	0	0	0	0	0	0	0	0	2	2	2
Medical Malprac	0	0	0	0	0	0	0	0	0	22	24	46	0	0	0	46
Name Change	0	0	0	0	0	0	0	0	0	0	0	0	0	0	0	0
Other Insurance	3	1	0	0	4	0	1	0	1	0	0	0	0	0	0	5
Other MCL	0	0	0	0	0	0	0	0	0	0	0	0	1,852	1,898	3,750	3,750
Other Track 1	9	2	8	6	25	1	0	0	1	1	0	1	0	0	0	27
Other Track 3	0	0	0	0	0	0	0	0	0	23	13	36	0	0	0	36
Other Track 4	0	0	0	0	0	0	0	0	0	0	0	0	3	2	5	5
Personal Injury	0	0	0	0	0	67	60	13	140	0	0	0	0	0	0	140
Prod Liability	0	0	0	0	0	0	0	0	0	2	4	6	0	0	0	6
Prof Malpractic	0	0	0	0	0	0	0	0	0	4	5	9	0	0	0	9
PIP Coverage	0	1	0	1	2	0	0	0	0	0	0	0	0	0	0	2
Real Property	2	1	0	0	3	0	0	0	0	0	0	0	0	0	0	3
Tort Other	0	0	0	0	0	6	5	4	15	0	0	0	0	0	0	15
Toxic Tort	0	0	0	0	0	0	0	0	0	1	0	1	0	0	0	1
UM/UIM Bod Inj	0	0	0	0	0	8	4	5	17	0	0	0	0	0	0	17
Total	19	8	9	9	45	187	154	60	401	59	52	111	1,857	1,905	3,762	4,319

NOTE: Some Multicounty Litigation (MCL) cases were transferred in November 2014: Atlantic to Bergen = 8,935; Atlantic to Middlesex = 4,070.

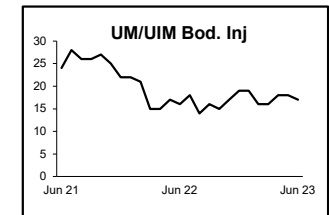
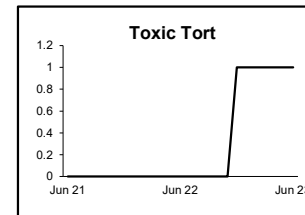
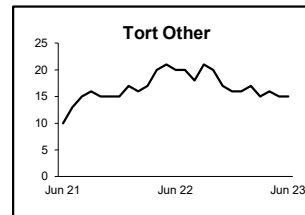
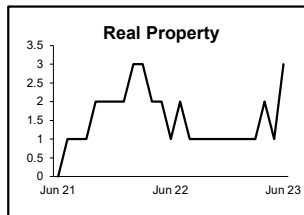
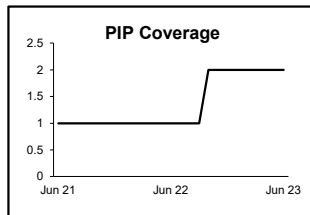
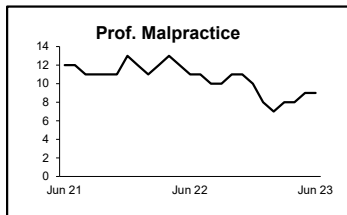
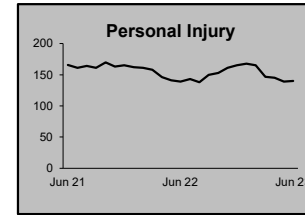
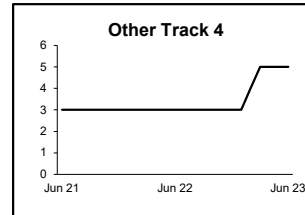
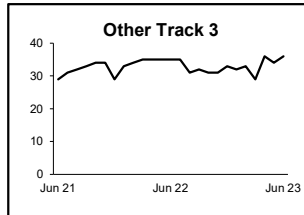
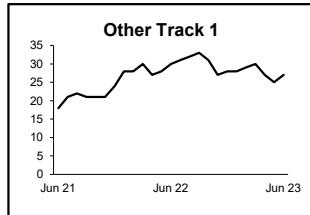
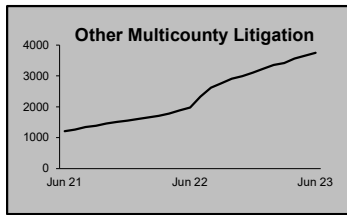
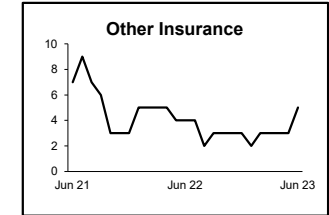

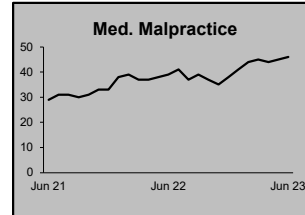
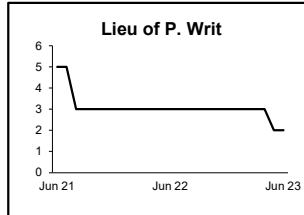
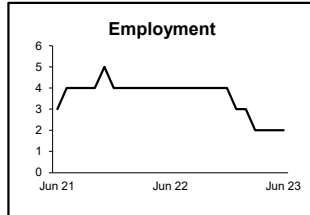
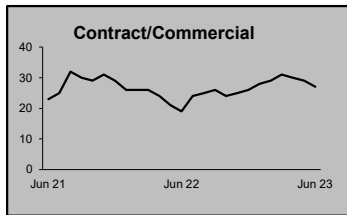
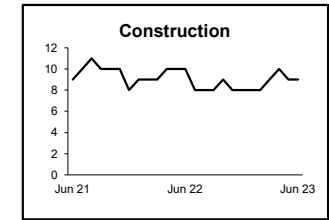
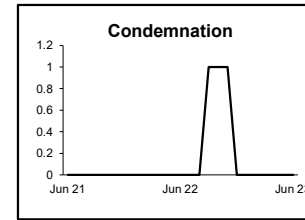
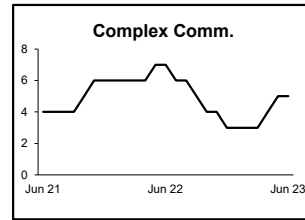
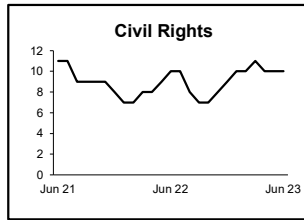
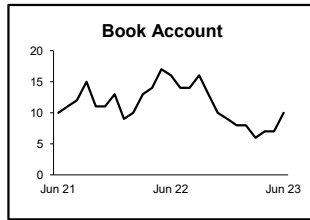
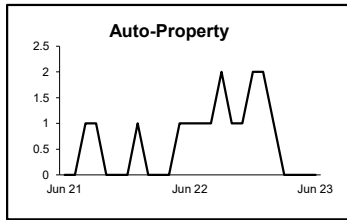
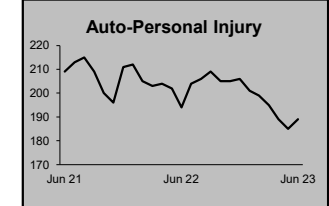
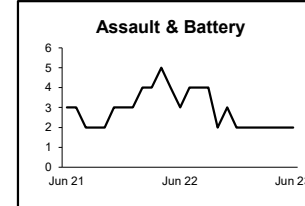
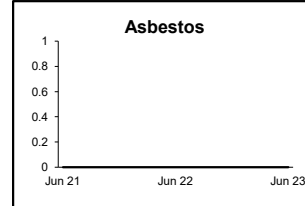
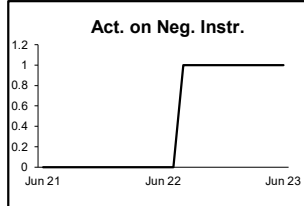
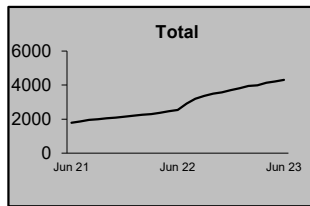
CIVIL RESOLUTION SUMMARY BY CASETYPE
JULY 2022 - JUNE 2023
ATLANTIC

	Trial			Summary					Total	Percent resolved by						Monthly Resolutions
	Jury	Nonjury	Total	Judgment	Settlement	Default Judgment	Dismiss	Other		Trial	Sum Jud	Settle	Default J	Dismiss	Other	
Act on Neg Inst	0	0	0	0	1	0	2	0	3	0%	0%	33%	0%	67%	0%	
Asbestos	0	0	0	0	0	0	0	0	0	0%	0%	0%	0%	0%	0%	
Assault & Bat	1	0	1	0	4	0	4	0	9	11%	0%	44%	0%	44%	0%	
Auto - Pers Inj	17	0	17	2	181	10	453	21	684	2%	0%	26%	1%	66%	3%	
Auto - Property	0	0	0	0	5	15	10	1	31	0%	0%	16%	48%	32%	3%	
Book Account	0	1	1	9	34	190	95	5	334	0%	3%	10%	57%	28%	1%	
Civil Rights	0	0	0	0	5	0	10	4	19	0%	0%	26%	0%	53%	21%	
Complex Commerc	0	0	0	0	3	0	6	2	11	0%	0%	27%	0%	55%	18%	
Condemnation	0	0	0	0	0	0	0	1	1	0%	0%	0%	0%	0%	100%	
Construction	1	1	2	0	6	2	10	2	22	9%	0%	27%	9%	45%	9%	
Contract/Commer	1	1	2	3	48	54	132	9	248	1%	1%	19%	22%	53%	4%	
Employment	0	0	0	0	2	0	9	0	11	0%	0%	18%	0%	82%	0%	
Lieu of P. Writ	0	0	0	0	2	0	8	2	12	0%	0%	17%	0%	67%	17%	
Medical Malprac	0	0	0	2	19	0	17	1	39	0%	5%	49%	0%	44%	3%	
Name Change	0	0	0	0	0	0	6	66	72	0%	0%	0%	0%	8%	92%	
Other Insurance	0	0	0	1	3	0	4	0	8	0%	13%	38%	0%	50%	0%	
Other MCL	0	0	0	0	26	0	138	0	164	0%	0%	16%	0%	84%	0%	
Other Track 1	0	0	0	3	32	2	130	38	205	0%	1%	16%	1%	63%	19%	
Other Track 3	2	0	2	4	28	1	54	14	103	2%	4%	27%	1%	52%	14%	
Other Track 4	0	0	0	1	4	3	3	1	12	0%	8%	33%	25%	25%	8%	
Personal Injury	6	0	6	5	139	6	288	41	485	1%	1%	29%	1%	59%	8%	
Prod Liability	0	0	0	0	1	0	7	0	8	0%	0%	13%	0%	88%	0%	
Prof Malpractic	0	0	0	0	5	0	9	1	15	0%	0%	33%	0%	60%	7%	
PIP Coverage	0	0	0	0	1	0	8	0	9	0%	0%	11%	0%	89%	0%	
Real Property	0	0	0	1	2	3	8	0	14	0%	7%	14%	21%	57%	0%	
Tort Other	1	0	1	1	16	4	40	4	66	2%	2%	24%	6%	61%	6%	
Toxic Tort	0	0	0	0	0	0	0	0	0	0%	0%	0%	0%	0%	0%	
UM/UIM Bod Inj	1	0	1	0	16	0	36	2	55	2%	0%	29%	0%	65%	4%	
Total	30	3	33	32	583	290	1,487	215	2,640	1%	1%	22%	11%	56%	8%	

NOTE: Some Multicounty Litigation (MCL) cases were transferred in November 2014: Atlantic to Bergen = 8,935; Atlantic to Middlesex = 4,070.

**CIVIL BACKLOG BY CASETYPE
JUNE 2023
ATLANTIC**

	Total	Backlog	% chg
Jun 21		1,790	
Jun 22		2,543	42%
Jun 23		4,319	70%



1) Casetypes with the state's largest backlogs are highlighted.

2) Some Multicounty Litigation (MCL) cases were transferred in November 2014: Atlantic to Bergen = 8,935; Atlantic to Middlesex = 4,070.

**CIVIL CASELOAD SUMMARY BY CASETYPE
JULY 2022 - JUNE 2023
BERGEN**

	Filings			Resolutions			Clearance		Backlog			Backlog Percent		Backlog Per 100		Active Pending		
	Jul 2021	Jul 2022	percent change	Jul 2021	Jul 2022	percent change	Jul 2022 - Jun 2023		Jun 2022	Jun 2023	percent change	Jun 2022	Jun 2023	Jun 2022	Jun 2023	Jun 2022	Jun 2023	percent change
	to Jun 2022	to Jun 2023		to Jun 2022	to Jun 2023		number	percent										
Act on Neg Inst	17	13	-24%	24	11	-54%	-2	85%	0	2		0%	20%	0	185	8	10	25%
Asbestos	0	0	0%	0	0	0%	0	100%	0	0	0%	0%	0%	0	0	0	0	0%
Assault & Bat	87	15	-83%	82	17	-79%	2	113%	6	23	283%	12%	47%	83	1,840	50	49	-2%
Auto - Pers Inj	2,307	2,288	-1%	2,919	2,556	-12%	268	112%	1,068	941	-12%	31%	29%	556	494	3,456	3,206	-7%
Auto - Property	94	103	10%	85	92	8%	-11	89%	6	5	-17%	8%	6%	77	58	71	82	15%
Book Account	1,113	903	-19%	1,289	953	-26%	50	106%	18	41	128%	4%	10%	19	54	481	431	-10%
Civil Rights	36	28	-22%	21	20	-5%	-8	71%	4	6	50%	14%	16%	133	257	28	38	36%
Complex Commerc	48	55	15%	44	44	0%	-11	80%	24	27	13%	37%	36%	600	589	65	75	15%
Condemnation	8	8	0%	9	5	-44%	-3	63%	0	1		0%	14%	0	150	2	7	250%
Construction	48	61	27%	53	44	-17%	-17	72%	21	31	48%	32%	37%	525	610	66	83	26%
Contract/Commer	1,163	1,143	-2%	1,272	1,250	-2%	107	109%	156	147	-6%	16%	17%	161	154	956	864	-10%
Employment	33	30	-9%	31	34	10%	4	113%	8	8	0%	24%	27%	291	320	34	30	-12%
Lieu of P. Writ	54	35	-35%	47	46	-2%	11	131%	5	8	60%	8%	16%	111	274	60	50	-17%
Medical Malprac	110	107	-3%	106	104	-2%	-3	97%	123	150	22%	41%	48%	1,342	1,682	299	311	4%
Name Change	326	309	-5%	317	314	-1%	5	102%	0	0	0%	0%	0%	0	0	53	49	-8%
Other Insurance	52	53	2%	55	47	-15%	-6	89%	7	9	29%	21%	23%	162	204	34	39	15%
Other MCL	668	143	-79%	1,378	1,464	6%	1321	1024%	3,719	2,866	-23%	79%	84%	6,681	24,050	4,733	3,417	-28%
Other Track 1	417	338	-19%	434	377	-13%	39	112%	21	15	-29%	10%	10%	60	53	205	150	-27%
Other Track 3	205	209	2%	175	205	17%	-4	98%	41	35	-15%	16%	13%	240	201	259	270	4%
Other Track 4	19	25	32%	36	28	-22%	3	112%	32	31	-3%	57%	57%	2,021	1,488	56	54	-4%
Personal Injury	1,018	1,023	0%	1,043	979	-6%	-44	96%	466	444	-5%	31%	29%	549	521	1,509	1,557	3%
Prod Liability	27	23	-15%	71	41	-42%	18	178%	8	13	63%	17%	39%	356	678	46	33	-28%
Prof Malpractic	49	35	-29%	60	51	-15%	16	146%	43	52	21%	37%	46%	1,053	1,783	115	114	-1%
PIP Coverage	22	25	14%	23	17	-26%	-8	68%	3	4	33%	33%	22%	164	192	9	18	100%
Real Property	33	42	27%	43	29	-33%	-13	69%	4	3	-25%	22%	9%	145	86	18	32	78%
Tort Other	225	209	-7%	240	225	-6%	16	108%	53	47	-11%	24%	22%	283	270	219	210	-4%
Toxic Tort	1	3	200%	1	3	200%	0	100%	2	2	0%	33%	33%	2,400	800	6	6	0%
UM/UIIM Bod Inj	95	110	16%	142	99	-30%	-11	90%	30	33	10%	24%	24%	379	360	123	135	10%
Total	8,275	7,336	-11%	10,000	9,055	-9%	1719	123%	5,868	4,944	-16%	45%	44%	851	809	12,961	11,320	-13%

NOTE: Some Multicounty Litigation (MCL) cases were transferred in November 2014: Atlantic to Bergen = 8,935; Atlantic to Middlesex = 4,070.

CIVIL BACKLOG SUMMARY BY CASETYPE

June 2023

BERGEN

	Cases in Backlog															
	Track 1					Track 2				Track 3			Track 4			Total Backlog
	12 to 18 months	18 to 24 months	24 to 36 months	over 36 months	Total Track 1	18 to 24 months	24 to 36 months	over 36 months	Total Track 2	24 to 36 months	over 36 months	Total Track 3	24 to 36 months	over 36 months	Total Track 4	
Act on Neg Inst	2	0	0	0	2	0	0	0	0	0	0	0	0	0	0	2
Asbestos	0	0	0	0	0	0	0	0	0	0	0	0	0	0	0	0
Assault & Bat	0	0	0	0	0	0	0	0	0	18	5	23	0	0	0	23
Auto - Pers Inj	0	0	0	0	0	383	429	129	941	0	0	0	0	0	0	941
Auto - Property	0	0	0	0	0	1	3	1	5	0	0	0	0	0	0	5
Book Account	25	10	3	3	41	0	0	0	0	0	0	0	0	0	0	41
Civil Rights	0	0	0	0	0	0	0	0	0	3	3	6	0	0	0	6
Complex Comm	0	0	0	0	0	0	0	0	0	0	0	0	12	15	27	27
Condemnation	0	0	0	0	0	0	0	0	0	1	0	1	0	0	0	1
Construction	0	0	0	0	0	12	11	8	31	0	0	0	0	0	0	31
Contract/Comm	0	0	0	0	0	54	66	27	147	0	0	0	0	0	0	147
Employment	0	0	0	0	0	5	2	1	8	0	0	0	0	0	0	8
Lieu of P. Writ	0	0	0	0	0	0	0	0	0	0	0	0	5	3	8	8
Medical Malprac	0	0	0	0	0	0	0	0	0	67	83	150	0	0	0	150
Name Change	0	0	0	0	0	0	0	0	0	0	0	0	0	0	0	0
Other Insurance	5	1	2	1	9	0	0	0	0	0	0	0	0	0	0	9
Other MCL	0	0	0	0	0	0	0	0	0	0	0	0	443	2,423	2,866	2,866
Other Track 1	9	3	1	1	14	0	1	0	1	0	0	0	0	0	0	15
Other Track 3	0	0	0	0	0	0	0	0	0	24	11	35	0	0	0	35
Other Track 4	0	0	0	0	0	0	0	0	0	0	0	0	9	22	31	31
Personal Injury	0	0	0	0	0	200	179	65	444	0	0	0	0	0	0	444
Prod Liability	0	0	0	0	0	0	0	0	0	7	6	13	0	0	0	13
Prof Malpractic	0	0	0	0	0	0	0	0	0	27	25	52	0	0	0	52
PIP Coverage	0	2	2	0	4	0	0	0	0	0	0	0	0	0	0	4
Real Property	3	0	0	0	3	0	0	0	0	0	0	0	0	0	0	3
Tort Other	0	0	0	0	0	14	26	7	47	0	0	0	0	0	0	47
Toxic Tort	0	0	0	0	0	0	0	0	0	1	1	2	0	0	0	2
UM/UIM Bod Inj	0	0	0	0	0	13	20	0	33	0	0	0	0	0	0	33
Total	44	16	8	5	73	682	737	238	1,657	148	134	282	469	2,463	2,932	4,944

NOTE: Some Multicounty Litigation (MCL) cases were transferred in November 2014: Atlantic to Bergen = 8,935; Atlantic to Middlesex = 4,070.

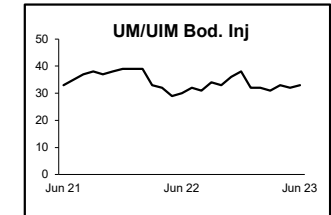
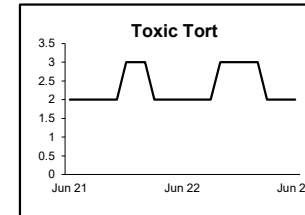
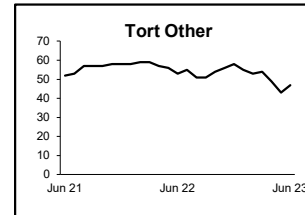
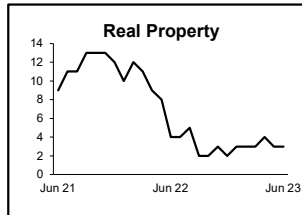
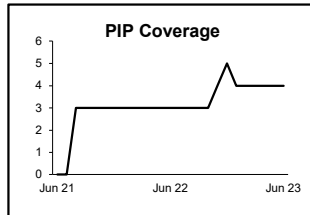
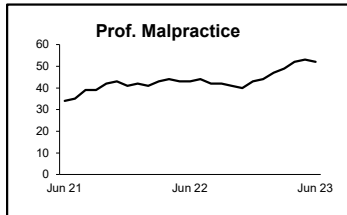
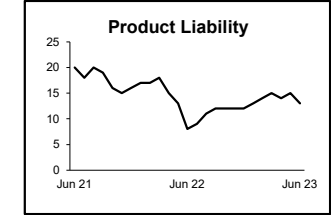
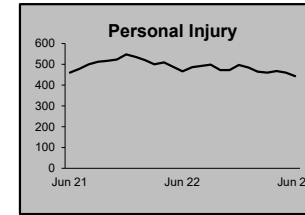
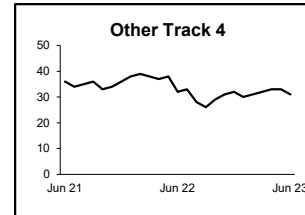
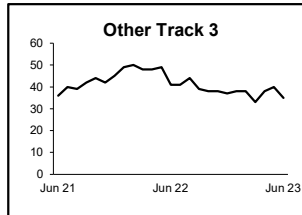
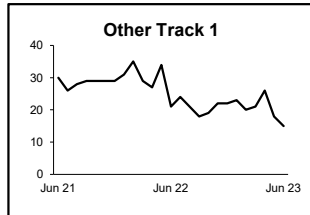
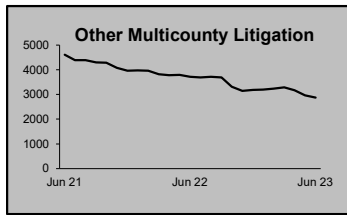
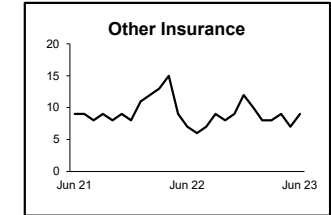
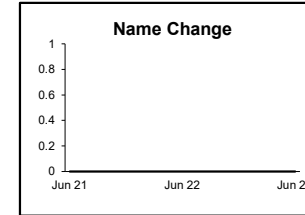
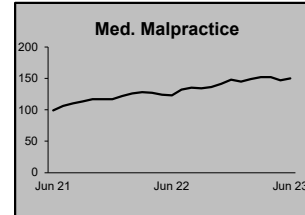
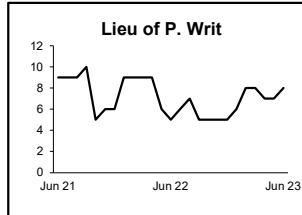
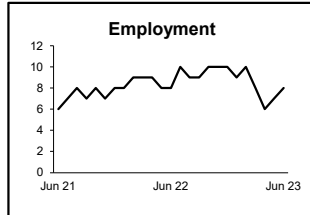
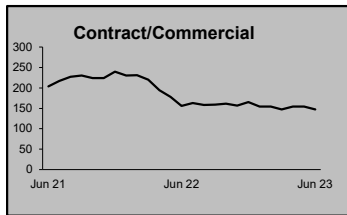
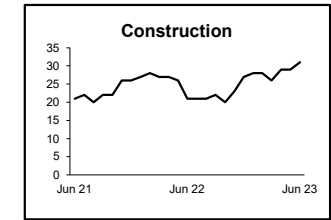
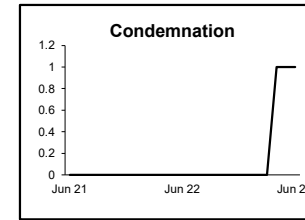
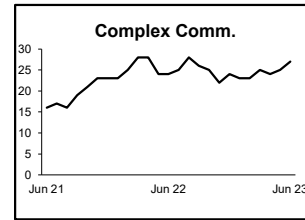
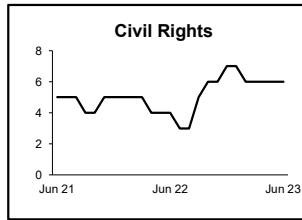
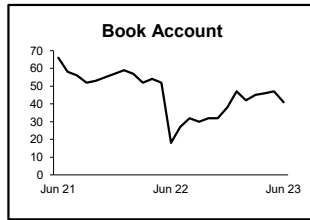
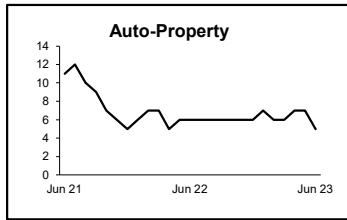
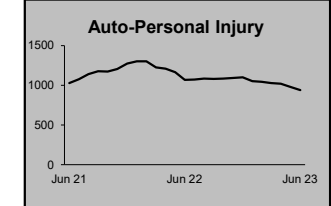
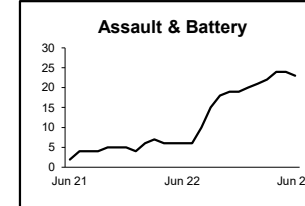
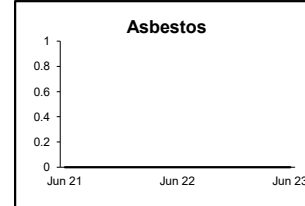
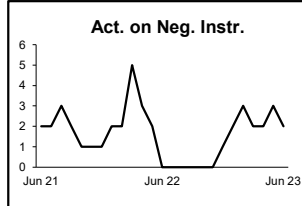
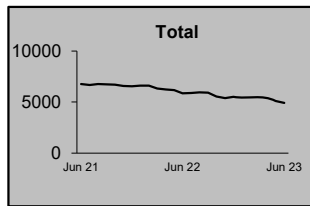
**CIVIL RESOLUTION SUMMARY BY CASETYPE
JULY 2022 - JUNE 2023
BERGEN**

	Trial			Summary					Total	Percent resolved by						Monthly Resolutions
	Jury	Nonjury	Total	Judgment	Settlement	Default Judgment	Dismiss	Other		Trial	Sum Jud	Settle	Default J	Dismiss	Other	
Act on Neg Inst	0	0	0	1	2	4	4	0	11	0%	9%	18%	36%	36%	0%	
Asbestos	0	0	0	0	0	0	0	0	0	0%	0%	0%	0%	0%	0%	
Assault & Bat	0	0	0	1	5	2	6	3	17	0%	6%	29%	12%	35%	18%	
Auto - Pers Inj	5	0	5	15	1,964	10	515	47	2,556	0%	1%	77%	0%	20%	2%	
Auto - Property	0	1	1	1	40	18	30	2	92	1%	1%	43%	20%	33%	2%	
Book Account	0	0	0	27	306	305	311	4	953	0%	3%	32%	32%	33%	0%	
Civil Rights	0	0	0	1	4	0	6	9	20	0%	5%	20%	0%	30%	45%	
Complex Commer	0	0	0	3	14	1	19	7	44	0%	7%	32%	2%	43%	16%	
Condemnation	0	0	0	0	1	0	4	0	5	0%	0%	20%	0%	80%	0%	
Construction	0	0	0	1	21	3	16	3	44	0%	2%	48%	7%	36%	7%	
Contract/Commer	1	10	11	35	478	200	485	41	1,250	1%	3%	38%	16%	39%	3%	
Employment	0	0	0	2	22	0	8	2	34	0%	6%	65%	0%	24%	6%	
Lieu of P. Writ	0	19	19	2	16	0	7	2	46	41%	4%	35%	0%	15%	4%	
Medical Malprac	1	0	1	2	63	0	37	1	104	1%	2%	61%	0%	36%	1%	
Name Change	0	0	0	0	0	0	13	301	314	0%	0%	0%	0%	4%	96%	
Other Insurance	0	0	0	2	24	0	15	6	47	0%	4%	51%	0%	32%	13%	
Other MCL	0	0	0	0	118	0	1,340	6	1,464	0%	0%	8%	0%	92%	0%	
Other Track 1	0	0	0	2	148	23	196	8	377	0%	1%	39%	6%	52%	2%	
Other Track 3	0	0	0	7	125	1	52	20	205	0%	3%	61%	0%	25%	10%	
Other Track 4	0	1	1	1	14	2	10	0	28	4%	4%	50%	7%	36%	0%	
Personal Injury	4	1	5	33	703	7	197	34	979	1%	3%	72%	1%	20%	3%	
Prod Liability	0	0	0	0	12	1	22	6	41	0%	0%	29%	2%	54%	15%	
Prof Malpractic	1	0	1	4	23	0	22	1	51	2%	8%	45%	0%	43%	2%	
PIP Coverage	0	0	0	0	9	0	8	0	17	0%	0%	53%	0%	47%	0%	
Real Property	0	0	0	1	12	3	13	0	29	0%	3%	41%	10%	45%	0%	
Tort Other	0	2	2	9	110	15	78	11	225	1%	4%	49%	7%	35%	5%	
Toxic Tort	0	0	0	0	1	0	2	0	3	0%	0%	33%	0%	67%	0%	
UM/UIM Bod Inj	1	0	1	1	77	2	18	0	99	1%	1%	78%	2%	18%	0%	
Total	13	34	47	151	4,312	597	3,434	514	9,055	1%	2%	48%	7%	38%	6%	

NOTE: Some Multicounty Litigation (MCL) cases were transferred in November 2014: Atlantic to Bergen = 8,935; Atlantic to Middlesex = 4,070.

**CIVIL BACKLOG BY CASETYPE
JUNE 2023
BERGEN**

	Total	Backlog	% chg
Jun 21		6,792	
Jun 22		5,868	-14%
Jun 23		4,944	-16%



1) Casetypes with the state's largest backlogs are highlighted.

2) Some Multicounty Litigation (MCL) cases were transferred in November 2014: Atlantic to Bergen = 8,935; Atlantic to Middlesex = 4,070.

**CIVIL CASELOAD SUMMARY BY CASETYPE
JULY 2022 - JUNE 2023
BURLINGTON**

	Filings			Resolutions			Clearance		Backlog			Backlog Percent		Backlog Per 100 Monthly Filings		Active Pending		
	Jul 2021	Jul 2022	percent change	Jul 2021	Jul 2022	percent change	Jul 2022 - Jun 2023		Jun 2022	Jun 2023	percent change	Jun 2022	Jun 2023	Jun 2022	Jun 2023	Jun 2022	Jun 2023	percent change
	to Jun 2022	to Jun 2023		to Jun 2022	to Jun 2023		number	percent										
Act on Neg Inst	4	22	450%	9	14	56%	-8	64%	0	0	0%	0%	0%	0	0	2	9	350%
Asbestos	0	0	0%	0	0	0%	0	100%	0	0	0%	0%	0%	0	0	0	0	0%
Assault & Bat	22	6	-73%	21	8	-62%	2	133%	6	8	33%	32%	35%	327	1,600	19	23	21%
Auto - Pers Inj	613	626	2%	719	693	-4%	67	111%	174	126	-28%	22%	18%	341	242	783	718	-8%
Auto - Property	26	31	19%	34	25	-26%	-6	81%	2	0	-100%	11%	0%	92	0	19	25	32%
Book Account	477	340	-29%	552	342	-38%	2	101%	0	0	0%	0%	0%	0	0	177	136	-23%
Civil Rights	20	20	0%	17	21	24%	1	105%	1	5	400%	8%	38%	60	300	13	13	0%
Complex Commercial	3	7	133%	7	10	43%	3	143%	8	6	-25%	80%	38%	3,200	1,029	10	16	60%
Condemnation	3	6	100%	4	2	-50%	-4	33%	0	0	0%	0%	0%	0	0	3	7	133%
Construction	31	20	-35%	27	25	-7%	5	125%	2	4	100%	8%	22%	77	240	25	18	-28%
Contract/Commercial	418	515	23%	497	516	4%	1	100%	41	30	-27%	13%	8%	118	70	328	369	13%
Employment	9	12	33%	6	13	117%	1	108%	2	1	-50%	25%	14%	267	100	8	7	-13%
Lieu of P. Writ	28	23	-18%	15	28	87%	5	122%	0	0	0%	0%	0%	0	0	22	16	-27%
Medical Malpractice	50	68	36%	50	58	16%	-10	85%	34	36	6%	29%	28%	816	635	117	130	11%
Name Change	162	155	-4%	150	160	7%	5	103%	0	0	0%	0%	0%	0	0	27	22	-19%
Other Insurance	9	11	22%	14	8	-43%	-3	73%	0	0	0%	0%	0%	0	0	3	6	100%
Other MCL	1	0	-100%	1	0	-100%	0	100%	0	0	0%	0%	0%	0	0	0	0	0%
Other Track 1	191	156	-18%	183	144	-21%	-12	92%	1	1	0%	1%	2%	6	8	67	57	-15%
Other Track 3	118	152	29%	115	165	43%	13	109%	20	12	-40%	14%	9%	203	95	148	137	-7%
Other Track 4	19	16	-16%	19	30	58%	14	188%	6	4	-33%	20%	21%	379	300	30	19	-37%
Personal Injury	318	288	-9%	300	299	0%	11	104%	65	59	-9%	17%	16%	245	246	380	367	-3%
Prod Liability	6	10	67%	6	7	17%	-3	70%	4	7	75%	29%	39%	800	840	14	18	29%
Prof Malpractice	23	13	-43%	25	24	-4%	11	185%	10	4	-60%	36%	17%	522	369	28	24	-14%
PIP Coverage	10	7	-30%	7	10	43%	3	143%	0	0	0%	0%	0%	0	0	5	2	-60%
Real Property	18	13	-28%	19	11	-42%	-2	85%	0	0	0%	0%	0%	0	0	5	6	20%
Tort Other	73	75	3%	69	79	14%	4	105%	15	11	-27%	21%	17%	247	176	73	64	-12%
Toxic Tort	0	1		0	1		0	100%	0	0	0%	0%	0%	0	0	1	1	0%
UM/UIM Bod Inj	44	65	48%	59	52	-12%	-13	80%	9	6	-33%	17%	9%	245	111	52	65	25%
Total	2,696	2,658	-1%	2,925	2,745	-6%	87	103%	400	320	-20%	17%	14%	178	144	2,359	2,275	-4%

NOTE: Some Multicounty Litigation (MCL) cases were transferred in November 2014: Atlantic to Bergen = 8,935; Atlantic to Middlesex = 4,070.

CIVIL BACKLOG SUMMARY BY CASETYPE

June 2023

BURLINGTON

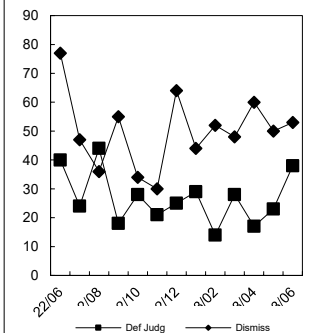
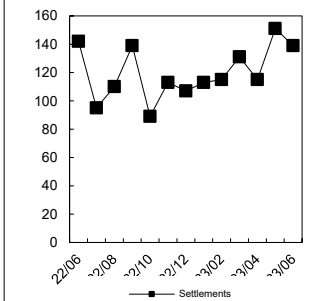
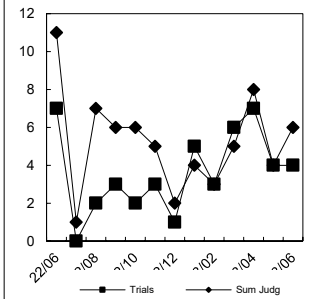
	Cases in Backlog															
	Track 1					Track 2				Track 3			Track 4			Total Backlog
	12 to 18 months	18 to 24 months	24 to 36 months	over 36 months	Total Track 1	18 to 24 months	24 to 36 months	over 36 months	Total Track 2	24 to 36 months	over 36 months	Total Track 3	24 to 36 months	over 36 months	Total Track 4	
Act on Neg Inst	0	0	0	0	0	0	0	0	0	0	0	0	0	0	0	0
Asbestos	0	0	0	0	0	0	0	0	0	0	0	0	0	0	0	0
Assault & Bat	0	0	0	0	0	0	0	0	0	4	4	8	0	0	0	8
Auto - Pers Inj	0	0	0	0	0	75	43	8	126	0	0	0	0	0	0	126
Auto - Property	0	0	0	0	0	0	0	0	0	0	0	0	0	0	0	0
Book Account	0	0	0	0	0	0	0	0	0	0	0	0	0	0	0	0
Civil Rights	0	0	0	0	0	0	0	0	0	4	1	5	0	0	0	5
Complex Comm	0	0	0	0	0	0	0	0	0	0	0	0	2	4	6	6
Condemnation	0	0	0	0	0	0	0	0	0	0	0	0	0	0	0	0
Construction	0	0	0	0	0	3	0	1	4	0	0	0	0	0	0	4
Contract/Comm	0	0	0	0	0	19	5	6	30	0	0	0	0	0	0	30
Employment	0	0	0	0	0	0	1	0	1	0	0	0	0	0	0	1
Lieu of P. Writ	0	0	0	0	0	0	0	0	0	0	0	0	0	0	0	0
Medical Malprac	0	0	0	0	0	0	0	0	0	19	17	36	0	0	0	36
Name Change	0	0	0	0	0	0	0	0	0	0	0	0	0	0	0	0
Other Insurance	0	0	0	0	0	0	0	0	0	0	0	0	0	0	0	0
Other MCL	0	0	0	0	0	0	0	0	0	0	0	0	0	0	0	0
Other Track 1	0	1	0	0	1	0	0	0	0	0	0	0	0	0	0	1
Other Track 3	0	0	0	0	0	0	0	0	0	9	3	12	0	0	0	12
Other Track 4	0	0	0	0	0	0	0	0	0	0	0	0	3	1	4	4
Personal Injury	0	0	0	0	0	36	21	2	59	0	0	0	0	0	0	59
Prod Liability	0	0	0	0	0	0	0	0	0	3	4	7	0	0	0	7
Prof Malpractic	0	0	0	0	0	0	0	0	0	3	1	4	0	0	0	4
PIP Coverage	0	0	0	0	0	0	0	0	0	0	0	0	0	0	0	0
Real Property	0	0	0	0	0	0	0	0	0	0	0	0	0	0	0	0
Tort Other	0	0	0	0	0	4	6	1	11	0	0	0	0	0	0	11
Toxic Tort	0	0	0	0	0	0	0	0	0	0	0	0	0	0	0	0
UM/UIM Bod Inj	0	0	0	0	0	4	2	0	6	0	0	0	0	0	0	6
Total	0	1	0	0	1	141	78	18	237	42	30	72	5	5	10	320

NOTE: Some Multicounty Litigation (MCL) cases were transferred in November 2014: Atlantic to Bergen = 8,935; Atlantic to Middlesex = 4,070.

CIVIL RESOLUTION SUMMARY BY CASETYPE
JULY 2022 - JUNE 2023
BURLINGTON

	Trial			Summary					Total	Percent resolved by					
	Jury	Nonjury	Total	Judgment	Settlement	Default Judgment	Dismiss	Other		Trial	Sum Jud	Settle	Default J	Dismiss	Other
Act on Neg Inst	0	0	0	1	3	9	1	0	14	0%	7%	21%	64%	7%	0%
Asbestos	0	0	0	0	0	0	0	0	0	0%	0%	0%	0%	0%	0%
Assault & Bat	1	0	1	0	2	0	5	0	8	13%	0%	25%	0%	63%	0%
Auto - Pers Inj	19	0	19	6	520	4	119	25	693	3%	1%	75%	1%	17%	4%
Auto - Property	0	0	0	0	11	5	8	1	25	0%	0%	44%	20%	32%	4%
Book Account	0	0	0	16	96	150	77	3	342	0%	5%	28%	44%	23%	1%
Civil Rights	0	0	0	0	3	0	18	0	21	0%	0%	14%	0%	86%	0%
Complex Commer	0	0	0	0	6	0	0	4	10	0%	0%	60%	0%	0%	40%
Condemnation	0	0	0	0	0	0	2	0	2	0%	0%	0%	0%	100%	0%
Construction	0	0	0	0	17	0	5	3	25	0%	0%	68%	0%	20%	12%
Contract/Commer	1	3	4	16	213	118	143	22	516	1%	3%	41%	23%	28%	4%
Employment	0	0	0	0	5	0	4	4	13	0%	0%	38%	0%	31%	31%
Lieu of P. Writ	0	0	0	1	14	0	8	5	28	0%	4%	50%	0%	29%	18%
Medical Malprac	4	0	4	1	39	0	12	2	58	7%	2%	67%	0%	21%	3%
Name Change	0	0	0	0	0	0	4	156	160	0%	0%	0%	0%	3%	98%
Other Insurance	0	0	0	1	3	1	1	2	8	0%	13%	38%	13%	13%	25%
Other MCL	0	0	0	0	0	0	0	0	0	0%	0%	0%	0%	0%	0%
Other Track 1	0	0	0	6	57	4	25	52	144	0%	4%	40%	3%	17%	36%
Other Track 3	4	0	4	4	95	4	31	27	165	2%	2%	58%	2%	19%	16%
Other Track 4	0	0	0	0	13	5	12	0	30	0%	0%	43%	17%	40%	0%
Personal Injury	5	0	5	4	204	1	58	27	299	2%	1%	68%	0%	19%	9%
Prod Liability	0	0	0	0	3	0	1	3	7	0%	0%	43%	0%	14%	43%
Prof Malpractic	0	0	0	1	15	0	6	2	24	0%	4%	63%	0%	25%	8%
PIP Coverage	0	0	0	0	7	0	3	0	10	0%	0%	70%	0%	30%	0%
Real Property	0	0	0	0	4	0	3	4	11	0%	0%	36%	0%	27%	36%
Tort Other	0	0	0	0	48	5	21	5	79	0%	0%	61%	6%	27%	6%
Toxic Tort	0	0	0	0	1	0	0	0	1	0%	0%	100%	0%	0%	0%
UM/UIB Bod Inj	3	0	3	0	38	3	6	2	52	6%	0%	73%	6%	12%	4%
Total	37	3	40	57	1,417	309	573	349	2,745	1%	2%	52%	11%	21%	13%

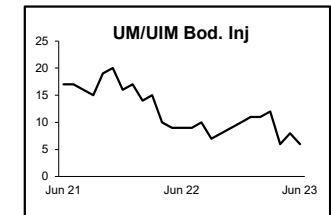
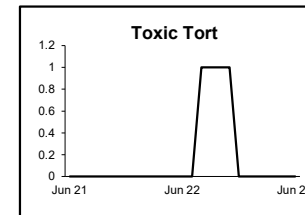
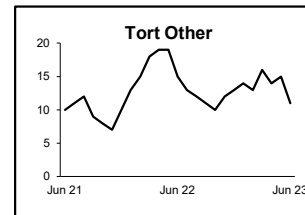
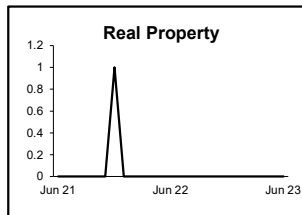
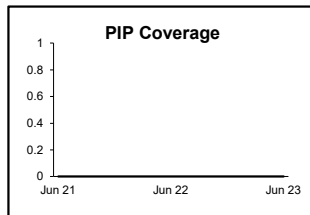
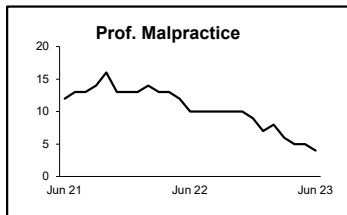
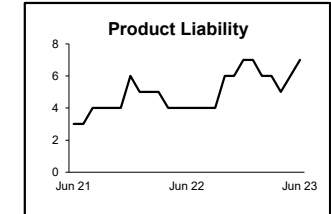
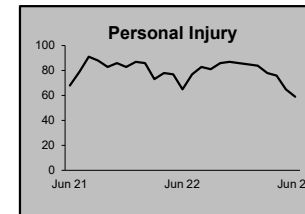
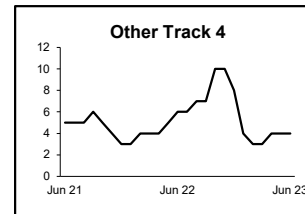
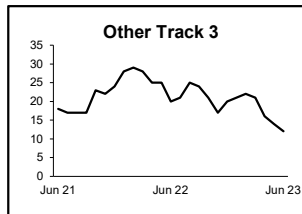
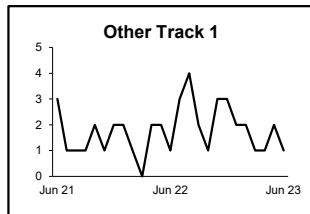
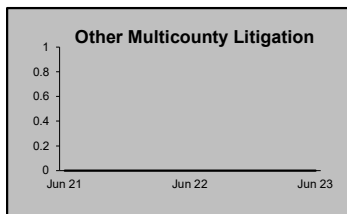
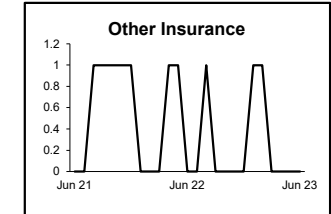

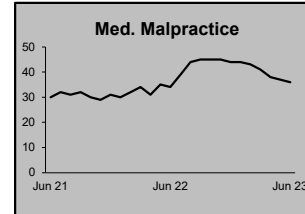
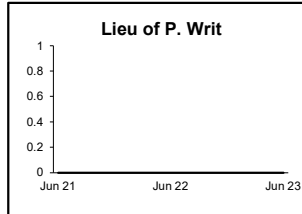
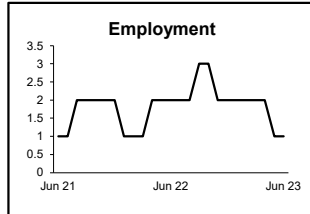
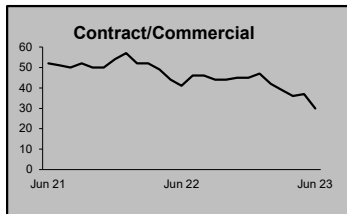
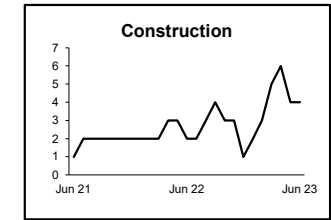
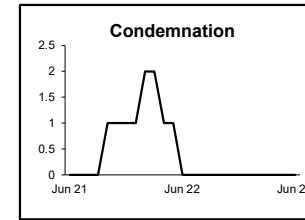
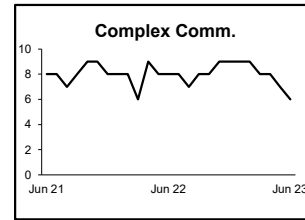
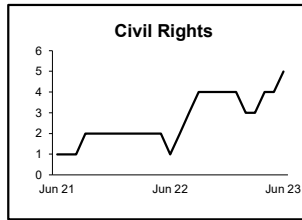
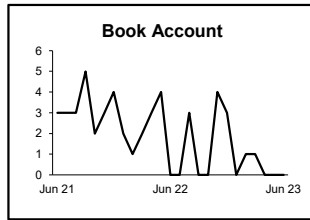
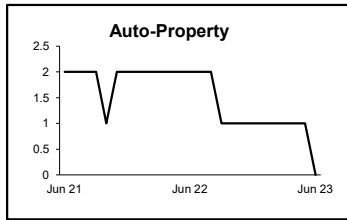
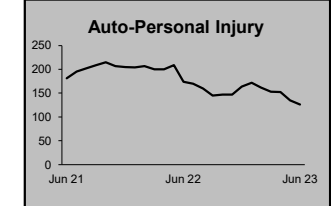
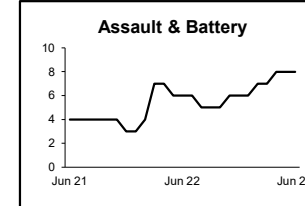
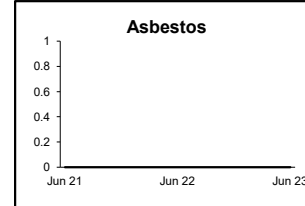
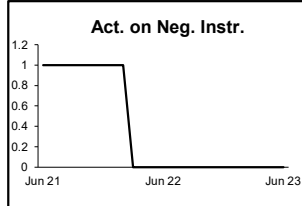
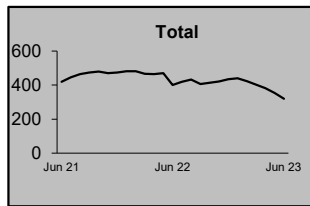
Monthly Resolutions



NOTE: Some Multicounty Litigation (MCL) cases were transferred in November 2014: Atlantic to Bergen = 8,935; Atlantic to Middlesex = 4,070.

**CIVIL BACKLOG BY CASETYPE
JUNE 2023
BURLINGTON**

	Total	Backlog	% chg
Jun 21		420	
Jun 22		400	-5%
Jun 23		320	-20%



1) Casetypes with the state's largest backlogs are highlighted.

2) Some Multicounty Litigation (MCL) cases were transferred in November 2014: Atlantic to Bergen = 8,935; Atlantic to Middlesex = 4,070.

**CIVIL CASELOAD SUMMARY BY CASETYPE
JULY 2022 - JUNE 2023
CAMDEN**

	Filings			Resolutions			Clearance		Backlog			Backlog Percent		Backlog Per 100 Monthly Filings		Active Pending		
	Jul 2021	Jul 2022	percent change	Jul 2021	Jul 2022	percent change	Jul 2022 - Jun 2023		Jun 2022	Jun 2023	percent change	Jun 2022	Jun 2023	Jun 2022	Jun 2023	Jun 2022	Jun 2023	percent change
	to Jun 2022	to Jun 2023		to Jun 2022	to Jun 2023		number	percent										
Act on Neg Inst	2	1	-50%	3	1	-67%	0	100%	0	0	0%	0%	0%	0	0	1	1	0%
Asbestos	0	0	0%	0	0	0%	0	100%	0	0	0%	0%	0%	0	0	0	0	0%
Assault & Bat	46	6	-87%	14	57	307%	51	950%	9	2	-78%	13%	11%	235	400	68	18	-74%
Auto - Pers Inj	1,247	1,136	-9%	1,536	1,412	-8%	276	124%	315	202	-36%	21%	16%	303	213	1,507	1,235	-18%
Auto - Property	73	81	11%	81	88	9%	7	109%	4	2	-50%	7%	4%	66	30	54	47	-13%
Book Account	379	434	15%	443	390	-12%	-44	90%	12	9	-25%	7%	4%	38	25	163	206	26%
Civil Rights	76	20	-74%	33	69	109%	49	345%	5	4	-20%	7%	16%	79	240	74	25	-66%
Complex Comme	9	5	-44%	13	12	-8%	7	240%	6	7	17%	33%	47%	800	1,680	18	15	-17%
Condemnation	9	5	-44%	11	11	0%	6	220%	1	1	0%	11%	33%	133	240	9	3	-67%
Construction	11	7	-36%	9	8	-11%	1	114%	8	3	-63%	57%	25%	873	514	14	12	-14%
Contract/Comme	459	471	3%	426	505	19%	34	107%	31	33	6%	9%	10%	81	84	363	334	-8%
Employment	18	14	-22%	14	13	-7%	-1	93%	1	1	0%	6%	6%	67	86	17	18	6%
Lieu of P. Writ	9	18	100%	18	16	-11%	-2	89%	2	2	0%	33%	25%	267	133	6	8	33%
Medical Malprac	87	90	3%	93	120	29%	30	133%	105	83	-21%	42%	38%	1,448	1,107	249	221	-11%
Name Change	166	161	-3%	163	164	1%	3	102%	0	0	0%	0%	0%	0	0	31	30	-3%
Other Insurance	28	30	7%	23	37	61%	7	123%	7	4	-43%	27%	21%	300	160	26	19	-27%
Other MCL	1	0	-100%	1	0	-100%	0	100%	0	0	0%	0%	0%	0	0	0	0	0%
Other Track 1	277	269	-3%	283	290	2%	21	108%	34	6	-82%	23%	5%	147	27	145	113	-22%
Other Track 3	119	165	39%	165	151	-8%	-14	92%	34	24	-29%	20%	13%	343	175	170	191	12%
Other Track 4	8	19	138%	10	20	100%	1	105%	12	9	-25%	57%	43%	1,800	568	21	21	0%
Personal Injury	659	617	-6%	683	718	5%	101	116%	156	132	-15%	19%	18%	284	257	825	730	-12%
Prod Liability	22	15	-32%	26	15	-42%	0	100%	7	4	-43%	26%	14%	382	320	27	29	7%
Prof Malpractic	33	35	6%	59	41	-31%	6	117%	15	12	-20%	23%	21%	545	411	64	57	-11%
PIP Coverage	18	13	-28%	20	15	-25%	2	115%	2	1	-50%	25%	17%	133	92	8	6	-25%
Real Property	25	28	12%	20	25	25%	-3	89%	3	3	0%	17%	15%	144	129	18	20	11%
Tort Other	112	87	-22%	102	122	20%	35	140%	27	14	-48%	23%	19%	289	193	115	75	-35%
Toxic Tort	1	1	0%	2	1	-50%	0	100%	1	1	0%	100%	100%	1,200	1,200	1	1	0%
UM/UIM Bod Inj	125	121	-3%	161	146	-9%	25	121%	34	13	-62%	25%	12%	326	129	136	111	-18%
Total	4,019	3,849	-4%	4,412	4,447	1%	598	116%	831	572	-31%	20%	16%	248	178	4,130	3,546	-14%

NOTE: Some Multicounty Litigation (MCL) cases were transferred in November 2014: Atlantic to Bergen = 8,935; Atlantic to Middlesex = 4,070.

CIVIL BACKLOG SUMMARY BY CASETYPE

June 2023

CAMDEN

	Cases in Backlog															
	Track 1					Track 2				Track 3			Track 4			Total Backlog
	12 to 18 months	18 to 24 months	24 to 36 months	over 36 months	Total Track 1	18 to 24 months	24 to 36 months	over 36 months	Total Track 2	24 to 36 months	over 36 months	Total Track 3	24 to 36 months	over 36 months	Total Track 4	
Act on Neg Inst	0	0	0	0	0	0	0	0	0	0	0	0	0	0	0	0
Asbestos	0	0	0	0	0	0	0	0	0	0	0	0	0	0	0	0
Assault & Bat	0	0	0	0	0	0	0	0	0	1	1	2	0	0	0	2
Auto - Pers Inj	0	0	0	0	0	115	62	25	202	0	0	0	0	0	0	202
Auto - Property	0	0	0	0	0	2	0	0	2	0	0	0	0	0	0	2
Book Account	7	0	0	1	8	0	0	0	0	0	0	0	0	1	1	9
Civil Rights	0	0	0	0	0	0	0	0	0	2	2	4	0	0	0	4
Complex Comm	0	0	0	0	0	0	0	1	1	0	0	0	4	2	6	7
Condemnation	0	0	0	0	0	0	0	0	0	0	1	1	0	0	0	1
Construction	0	0	0	0	0	0	1	1	2	0	0	0	0	1	1	3
Contract/Comm	1	0	0	0	1	17	11	4	32	0	0	0	0	0	0	33
Employment	0	0	0	0	0	1	0	0	1	0	0	0	0	0	0	1
Lieu of P. Writ	0	0	0	0	0	0	0	0	0	0	0	0	1	1	2	2
Medical Malprac	0	0	0	0	0	0	0	0	0	42	41	83	0	0	0	83
Name Change	0	0	0	0	0	0	0	0	0	0	0	0	0	0	0	0
Other Insurance	1	2	0	1	4	0	0	0	0	0	0	0	0	0	0	4
Other MCL	0	0	0	0	0	0	0	0	0	0	0	0	0	0	0	0
Other Track 1	6	0	0	0	6	0	0	0	0	0	0	0	0	0	0	6
Other Track 3	0	0	0	0	0	0	0	0	0	13	11	24	0	0	0	24
Other Track 4	0	0	0	0	0	0	0	0	0	0	0	0	3	6	9	9
Personal Injury	0	0	0	0	0	72	49	11	132	0	0	0	0	0	0	132
Prod Liability	0	0	0	0	0	0	0	0	0	3	1	4	0	0	0	4
Prof Malpractic	0	0	0	0	0	0	0	0	0	7	5	12	0	0	0	12
PIP Coverage	1	0	0	0	1	0	0	0	0	0	0	0	0	0	0	1
Real Property	3	0	0	0	3	0	0	0	0	0	0	0	0	0	0	3
Tort Other	0	0	0	0	0	6	2	5	13	1	0	1	0	0	0	14
Toxic Tort	0	0	0	0	0	0	0	0	0	0	1	1	0	0	0	1
UM/UIM Bod Inj	0	0	0	0	0	10	3	0	13	0	0	0	0	0	0	13
Total	19	2	0	2	23	223	128	47	398	69	63	132	8	11	19	572

NOTE: Some Multicounty Litigation (MCL) cases were transferred in November 2014: Atlantic to Bergen = 8,935; Atlantic to Middlesex = 4,070.

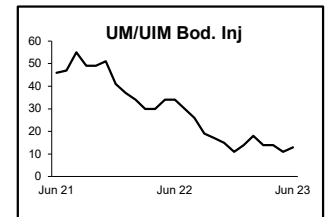
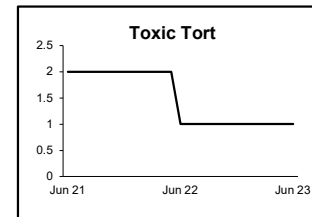
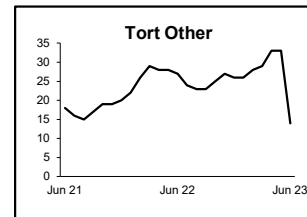
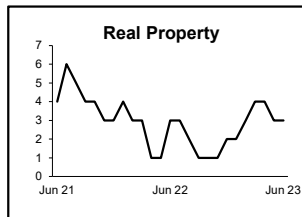
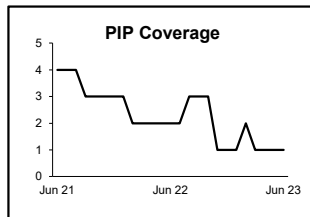
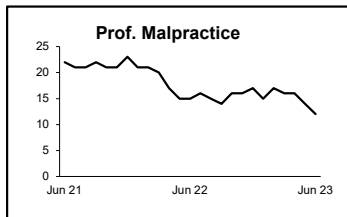
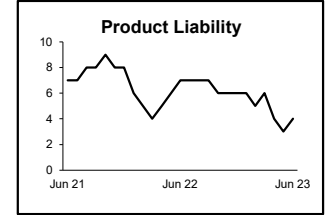
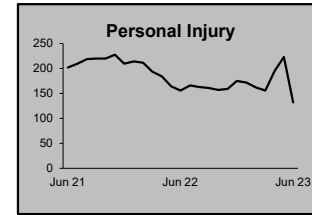
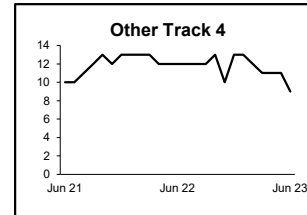
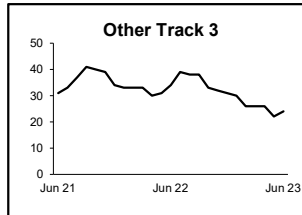
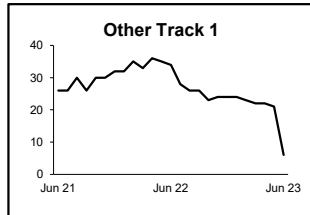
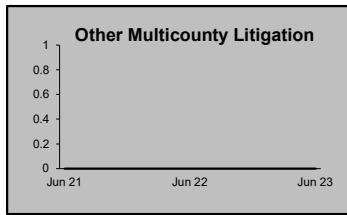
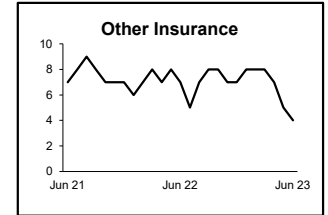

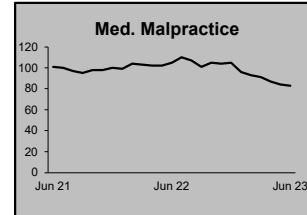
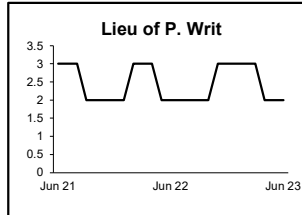
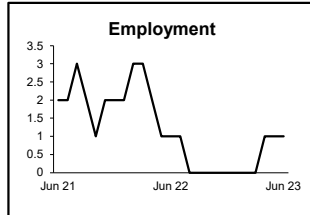
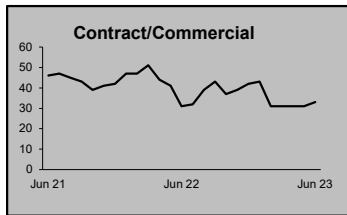
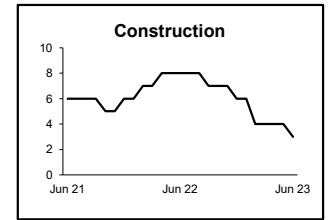
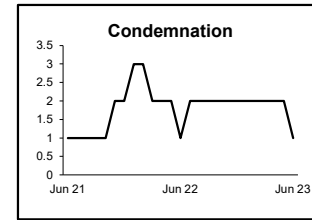
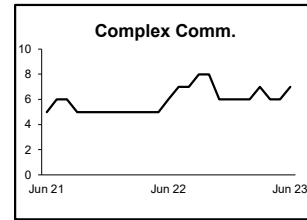
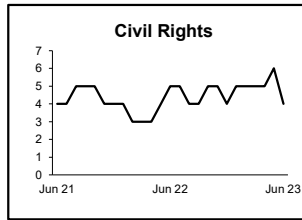
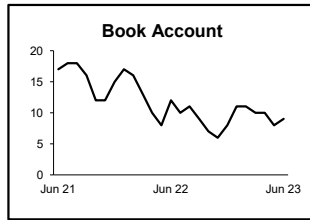
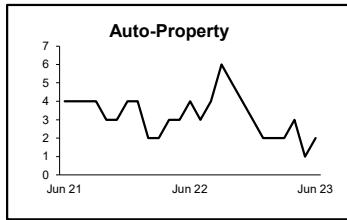
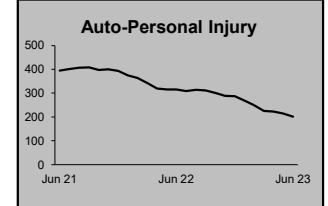
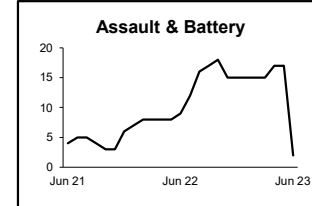
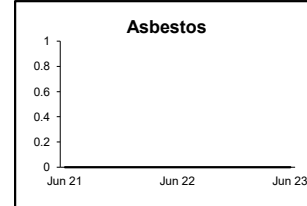
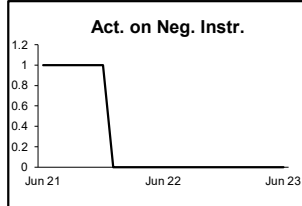
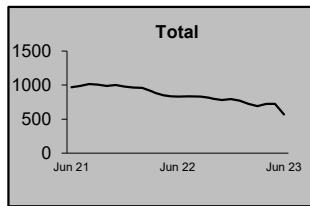
CIVIL RESOLUTION SUMMARY BY CASETYPE
JULY 2022 - JUNE 2023
CAMDEN

	Trial			Summary					Total	Percent resolved by						Monthly Resolutions		
	Jury	Nonjury	Total	Judgment	Settlement	Default Judgment	Dismiss	Other		Trial	Sum Jud	Settle	Default J	Dismiss	Other			
Act on Neg Inst	0	0	0	0	0	1	0	0	1	0%	0%	0%	100%	0%	0%			
Asbestos	0	0	0	0	0	0	0	0	0	0%	0%	0%	0%	0%				
Assault & Bat	0	0	0	0	3	1	53	0	57	0%	0%	5%	2%	93%				
Auto - Pers Inj	37	0	37	0	463	10	855	47	1,412	3%	0%	33%	1%	61%				3%
Auto - Property	0	0	0	1	9	33	44	1	88	0%	1%	10%	38%	50%				1%
Book Account	0	0	0	10	94	151	131	4	390	0%	3%	24%	39%	34%				1%
Civil Rights	1	0	1	0	4	0	61	3	69	1%	0%	6%	0%	88%				4%
Complex Commer	0	0	0	0	3	0	8	1	12	0%	0%	25%	0%	67%				8%
Condemnation	0	0	0	0	2	0	1	8	11	0%	0%	18%	0%	9%				73%
Construction	0	0	0	0	4	0	4	0	8	0%	0%	50%	0%	50%				0%
Contract/Commer	2	3	5	10	100	124	243	23	505	1%	2%	20%	25%	48%				5%
Employment	0	0	0	0	2	0	8	3	13	0%	0%	15%	0%	62%				23%
Lieu of P. Writ	0	2	2	1	3	0	7	3	16	13%	6%	19%	0%	44%	19%			
Medical Malprac	5	0	5	1	65	0	44	5	120	4%	1%	54%	0%	37%	4%			
Name Change	0	0	0	0	0	0	10	154	164	0%	0%	0%	0%	6%	94%			
Other Insurance	0	0	0	0	8	2	23	4	37	0%	0%	22%	5%	62%	11%			
Other MCL	0	0	0	0	0	0	0	0	0	0%	0%	0%	0%	0%	0%			
Other Track 1	0	2	2	2	40	17	131	98	290	1%	1%	14%	6%	45%	34%			
Other Track 3	1	0	1	0	41	3	93	13	151	1%	0%	27%	2%	62%	9%			
Other Track 4	0	0	0	0	6	3	11	0	20	0%	0%	30%	15%	55%	0%			
Personal Injury	3	0	3	1	210	11	444	49	718	0%	0%	29%	2%	62%	7%			
Prod Liability	0	0	0	0	6	0	5	4	15	0%	0%	40%	0%	33%	27%			
Prof Malpractic	1	0	1	0	22	0	16	2	41	2%	0%	54%	0%	39%	5%			
PIP Coverage	0	0	0	0	2	0	13	0	15	0%	0%	13%	0%	87%	0%			
Real Property	1	0	1	1	5	0	13	5	25	4%	4%	20%	0%	52%	20%			
Tort Other	0	0	0	1	17	6	90	8	122	0%	1%	14%	5%	74%	7%			
Toxic Tort	0	0	0	0	0	0	0	1	1	0%	0%	0%	0%	0%	100%			
UM/UIM Bod Inj	5	0	5	0	45	1	90	5	146	3%	0%	31%	1%	62%	3%			
Total	56	7	63	28	1,154	363	2,398	441	4,447	1%	1%	26%	8%	54%	10%			

NOTE: Some Multicounty Litigation (MCL) cases were transferred in November 2014: Atlantic to Bergen = 8,935; Atlantic to Middlesex = 4,070.

**CIVIL BACKLOG BY CASETYPE
JUNE 2023
CAMDEN**

	Total	Backlog	% chg
Jun 21		967	
Jun 22		831	-14%
Jun 23		572	-31%



- 1) Casetypes with the state's largest backlogs are highlighted.
- 2) Some Multicounty Litigation (MCL) cases were transferred in November 2014: Atlantic to Bergen = 8,935; Atlantic to Middlesex = 4,070.

CIVIL CASELOAD SUMMARY BY CASETYPE
JULY 2022 - JUNE 2023
CAPE MAY

	Filings			Resolutions			Clearance		Backlog			Backlog Percent		Backlog Per 100 Monthly Filings		Active Pending		
	Jul 2021	Jul 2022	percent change	Jul 2021	Jul 2022	percent change	Jul 2022 - Jun 2023		Jun 2022	Jun 2023	percent change	Jun 2022	Jun 2023	Jun 2022	Jun 2023	Jun 2022	Jun 2023	percent change
	to Jun 2022	to Jun 2023		to Jun 2022	to Jun 2023		number	percent										
Act on Neg Inst	2	2	0%	1	2	100%	0	100%	1	0	-100%	100%	0%	600	0	1	1	0%
Asbestos	0	0	0%	0	0	0%	0	100%	0	0	0%	0%	0%	0	0	0	0	0%
Assault & Bat	11	4	-64%	3	8	167%	4	200%	6	6	0%	30%	38%	655	1,800	20	16	-20%
Auto - Pers Inj	73	66	-10%	73	69	-5%	3	105%	10	12	20%	13%	16%	164	218	79	76	-4%
Auto - Property	4	8	100%	4	5	25%	-3	63%	1	1	0%	33%	17%	300	150	3	6	100%
Book Account	72	56	-22%	77	56	-27%	0	100%	1	0	-100%	3%	0%	17	0	29	29	0%
Civil Rights	15	6	-60%	7	4	-43%	-2	67%	2	2	0%	15%	13%	160	400	13	16	23%
Complex Comm	1	2	100%	1	2	100%	0	100%	2	2	0%	67%	100%	2,400	1,200	3	2	-33%
Condemnation	0	0	0%	0	0	0%	0	100%	2	2	0%	100%	100%			2	2	0%
Construction	8	13	63%	9	10	11%	-3	77%	1	1	0%	11%	8%	150	92	9	12	33%
Contract/Comm	83	102	23%	82	90	10%	-12	88%	2	6	200%	3%	9%	29	71	58	68	17%
Employment	2	2	0%	2	0	-100%	-2	0%	0	0	0%	0%	0%	0	0	0	2	
Lieu of P. Writ	7	16	129%	8	10	25%	-6	63%	0	1		0%	7%	0	75	9	15	67%
Medical Malprac	7	5	-29%	6	8	33%	3	160%	5	3	-40%	31%	23%	857	720	16	13	-19%
Name Change	17	29	71%	18	27	50%	-2	93%	0	0	0%	0%	0%	0	0	3	5	67%
Other Insurance	6	6	0%	8	3	-63%	-3	50%	2	2	0%	50%	29%	400	400	4	7	75%
Other MCL	0	0	0%	0	0	0%	0	100%	0	0	0%	0%	0%	0	0	1	0	-100%
Other Track 1	61	46	-25%	57	50	-12%	4	109%	6	7	17%	19%	27%	118	183	31	26	-16%
Other Track 3	36	23	-36%	42	27	-36%	4	117%	9	10	11%	21%	26%	300	522	43	39	-9%
Other Track 4	1	1	0%	3	3	0%	2	300%	0	2		0%	67%	0	2,400	4	3	-25%
Personal Injury	79	117	48%	100	74	-26%	-43	63%	21	26	24%	20%	17%	319	267	107	149	39%
Prod Liability	2	2	0%	6	1	-83%	-1	50%	2	1	-50%	67%	20%	1,200	600	3	5	67%
Prof Malpractic	6	4	-33%	7	4	-43%	0	100%	1	0	-100%	11%	0%	200	0	9	12	33%
PIP Coverage	1	0	-100%	1	0	-100%	0	100%	0	0	0%	0%	0%	0	0	0	0	0%
Real Property	9	7	-22%	12	5	-58%	-2	71%	0	0	0%	0%	0%	0	0	4	5	25%
Tort Other	23	20	-13%	29	24	-17%	4	120%	7	7	0%	26%	30%	365	420	27	23	-15%
Toxic Tort	1	0	-100%	0	2		2	100%	0	0	0%	0%	0%	0	0	2	0	-100%
UM/UIM Bod Inj	4	3	-25%	8	4	-50%	1	133%	1	0	-100%	33%	0%	300	0	3	2	-33%
Total	531	540	2%	564	488	-13%	-52	90%	82	91	11%	17%	17%	185	202	483	534	11%

NOTE: Some Multicounty Litigation (MCL) cases were transferred in November 2014: Atlantic to Bergen = 8,935; Atlantic to Middlesex = 4,070.

CIVIL BACKLOG SUMMARY BY CASETYPE

June 2023

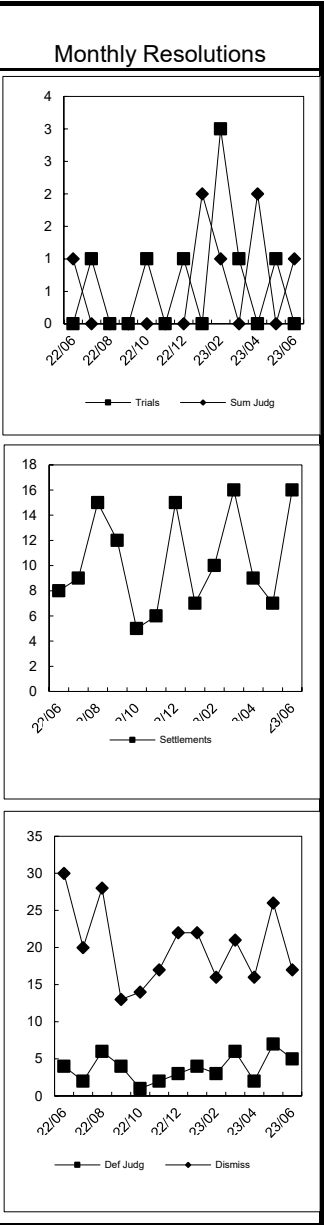
CAPE MAY

	Cases in Backlog															
	Track 1					Track 2				Track 3			Track 4			Total Backlog
	12 to 18 months	18 to 24 months	24 to 36 months	over 36 months	Total Track 1	18 to 24 months	24 to 36 months	over 36 months	Total Track 2	24 to 36 months	over 36 months	Total Track 3	24 to 36 months	over 36 months	Total Track 4	
Act on Neg Inst	0	0	0	0	0	0	0	0	0	0	0	0	0	0	0	0
Asbestos	0	0	0	0	0	0	0	0	0	0	0	0	0	0	0	0
Assault & Bat	0	0	0	0	0	0	0	0	0	3	3	6	0	0	0	6
Auto - Pers Inj	0	0	0	0	0	9	2	1	12	0	0	0	0	0	0	12
Auto - Property	0	0	0	0	0	1	0	0	1	0	0	0	0	0	0	1
Book Account	0	0	0	0	0	0	0	0	0	0	0	0	0	0	0	0
Civil Rights	0	0	0	0	0	0	0	0	0	0	2	2	0	0	0	2
Complex Comm	0	0	0	0	0	0	0	0	0	0	0	0	0	2	2	2
Condemnation	0	0	0	0	0	0	0	0	0	0	2	2	0	0	0	2
Construction	0	0	0	0	0	1	0	0	1	0	0	0	0	0	0	1
Contract/Comm	0	0	0	0	0	3	2	1	6	0	0	0	0	0	0	6
Employment	0	0	0	0	0	0	0	0	0	0	0	0	0	0	0	0
Lieu of P. Writ	0	0	0	0	0	0	0	0	0	0	0	0	1	0	1	1
Medical Malprac	0	0	0	0	0	0	0	0	0	2	1	3	0	0	0	3
Name Change	0	0	0	0	0	0	0	0	0	0	0	0	0	0	0	0
Other Insurance	1	0	1	0	2	0	0	0	0	0	0	0	0	0	0	2
Other MCL	0	0	0	0	0	0	0	0	0	0	0	0	0	0	0	0
Other Track 1	1	2	4	0	7	0	0	0	0	0	0	0	0	0	0	7
Other Track 3	0	0	0	0	0	0	0	0	0	7	3	10	0	0	0	10
Other Track 4	0	0	0	0	0	0	0	0	0	0	0	0	2	0	2	2
Personal Injury	0	0	0	0	0	18	8	0	26	0	0	0	0	0	0	26
Prod Liability	0	0	0	0	0	0	0	0	0	0	1	1	0	0	0	1
Prof Malpractic	0	0	0	0	0	0	0	0	0	0	0	0	0	0	0	0
PIP Coverage	0	0	0	0	0	0	0	0	0	0	0	0	0	0	0	0
Real Property	0	0	0	0	0	0	0	0	0	0	0	0	0	0	0	0
Tort Other	0	0	0	0	0	3	2	2	7	0	0	0	0	0	0	7
Toxic Tort	0	0	0	0	0	0	0	0	0	0	0	0	0	0	0	0
UM/UIM Bod Inj	0	0	0	0	0	0	0	0	0	0	0	0	0	0	0	0
Total	2	2	5	0	9	35	14	4	53	12	12	24	3	2	5	91

NOTE: Some Multicounty Litigation (MCL) cases were transferred in November 2014: Atlantic to Bergen = 8,935; Atlantic to Middlesex = 4,070.

CIVIL RESOLUTION SUMMARY BY CASETYPE
JULY 2022 - JUNE 2023
CAPE MAY

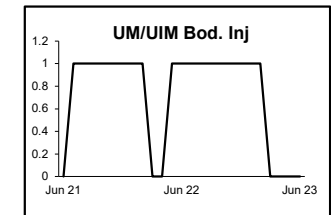
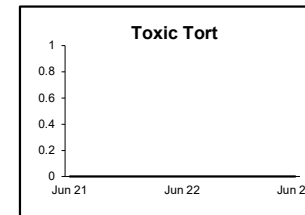
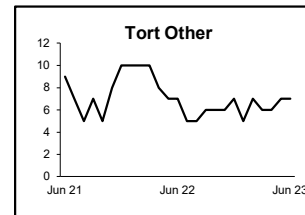
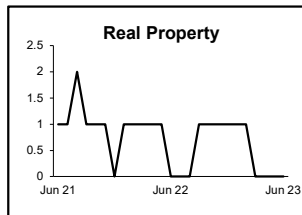
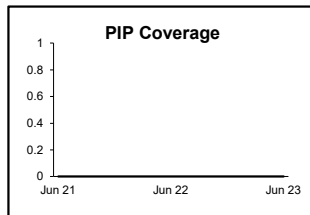
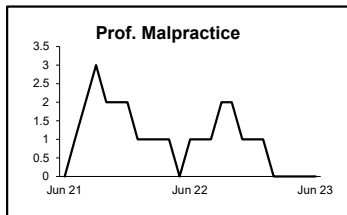
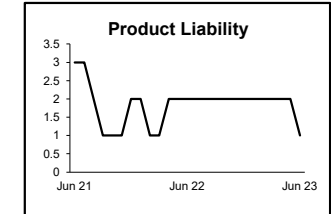
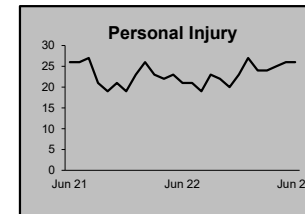
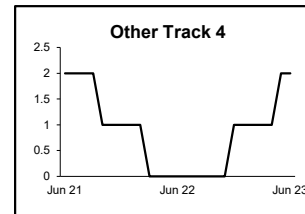
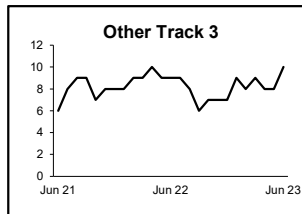
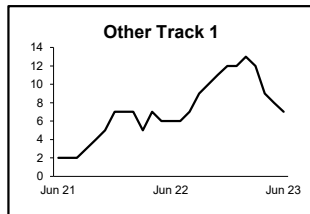
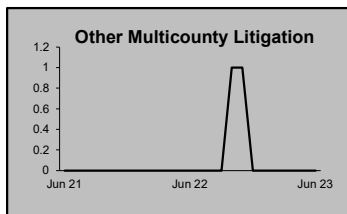
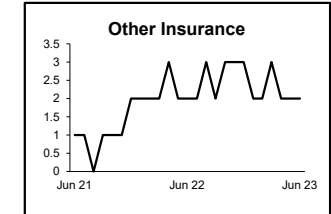

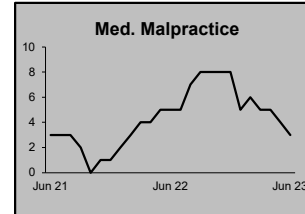
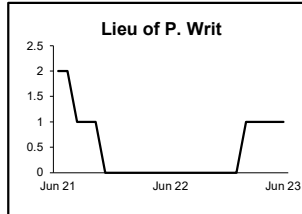
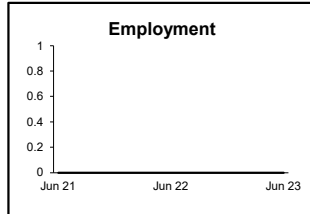
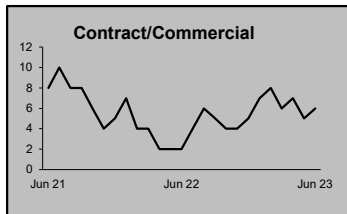
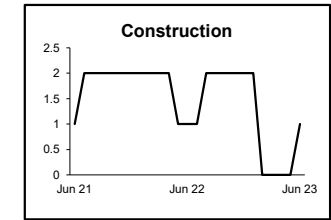
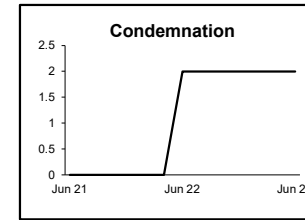

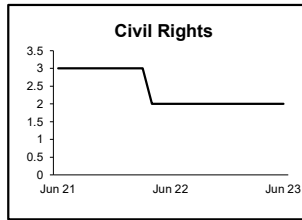
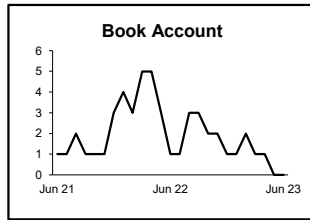
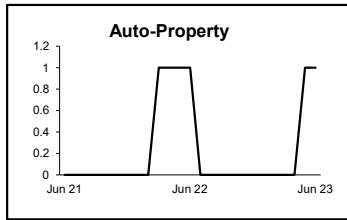
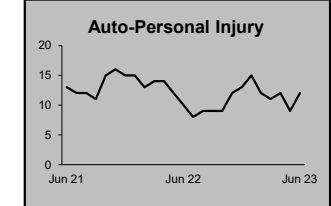
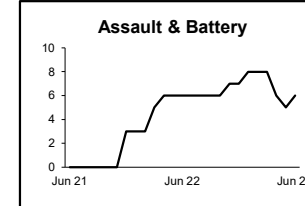
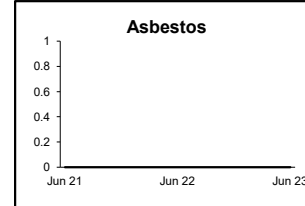
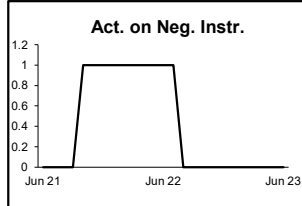
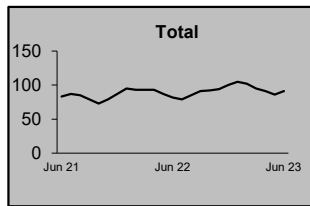
	Trial			Summary					Total	Percent resolved by					
	Jury	Nonjury	Total	Judgment	Settlement	Default Judgment	Dismiss	Other		Trial	Sum Jud	Settle	Default J	Dismiss	Other
Act on Neg Inst	0	0	0	0	0	0	2	0	2	0%	0%	0%	0%	100%	0%
Asbestos	0	0	0	0	0	0	0	0	0	0%	0%	0%	0%	0%	0%
Assault & Bat	0	0	0	0	1	1	6	0	8	0%	0%	13%	13%	75%	0%
Auto - Pers Inj	2	0	2	0	18	1	39	9	69	3%	0%	26%	1%	57%	13%
Auto - Property	0	0	0	0	4	0	1	0	5	0%	0%	80%	0%	20%	0%
Book Account	0	1	1	1	7	26	21	0	56	2%	2%	13%	46%	38%	0%
Civil Rights	0	0	0	0	0	0	2	2	4	0%	0%	0%	0%	50%	50%
Complex Commer	0	0	0	0	1	0	0	1	2	0%	0%	50%	0%	0%	50%
Condemnation	0	0	0	0	0	0	0	0	0	0%	0%	0%	0%	0%	0%
Construction	0	1	1	0	3	1	5	0	10	10%	0%	30%	10%	50%	0%
Contract/Commer	0	0	0	0	20	13	53	4	90	0%	0%	22%	14%	59%	4%
Employment	0	0	0	0	0	0	0	0	0	0%	0%	0%	0%	0%	0%
Lieu of P. Writ	0	0	0	1	1	0	3	5	10	0%	10%	10%	0%	30%	50%
Medical Malprac	0	0	0	0	4	0	3	1	8	0%	0%	50%	0%	38%	13%
Name Change	0	0	0	0	0	0	2	25	27	0%	0%	0%	0%	7%	93%
Other Insurance	0	0	0	1	2	0	0	0	3	0%	33%	67%	0%	0%	0%
Other MCL	0	0	0	0	0	0	0	0	0	0%	0%	0%	0%	0%	0%
Other Track 1	0	0	0	1	14	1	19	15	50	0%	2%	28%	2%	38%	30%
Other Track 3	0	0	0	0	10	0	16	1	27	0%	0%	37%	0%	59%	4%
Other Track 4	0	0	0	0	0	0	3	0	3	0%	0%	0%	0%	100%	0%
Personal Injury	3	1	4	2	27	2	35	4	74	5%	3%	36%	3%	47%	5%
Prod Liability	0	0	0	0	1	0	0	0	1	0%	0%	100%	0%	0%	0%
Prof Malpractic	0	0	0	0	3	0	1	0	4	0%	0%	75%	0%	25%	0%
PIP Coverage	0	0	0	0	0	0	0	0	0	0%	0%	0%	0%	0%	0%
Real Property	0	0	0	0	1	0	2	2	5	0%	0%	20%	0%	40%	40%
Tort Other	0	0	0	0	8	0	16	0	24	0%	0%	33%	0%	67%	0%
Toxic Tort	0	0	0	0	0	0	1	1	2	0%	0%	0%	0%	50%	50%
UM/UIB Bod Inj	0	0	0	0	2	0	2	0	4	0%	0%	50%	0%	50%	0%
Total	5	3	8	6	127	45	232	70	488	2%	1%	26%	9%	48%	14%



NOTE: Some Multicounty Litigation (MCL) cases were transferred in November 2014: Atlantic to Bergen = 8,935; Atlantic to Middlesex = 4,070.

**CIVIL BACKLOG BY CASETYPE
JUNE 2023
CAPE MAY**

	Total	Backlog	% chg
Jun 21		83	
Jun 22		82	-1%
Jun 23		91	11%



1) Casetypes with the state's largest backlogs are highlighted.

2) Some Multicounty Litigation (MCL) cases were transferred in November 2014: Atlantic to Bergen = 8,935; Atlantic to Middlesex = 4,070.

**CIVIL CASELOAD SUMMARY BY CASETYPE
JULY 2022 - JUNE 2023
CUMBERLAND**

	Filings			Resolutions			Clearance		Backlog			Backlog Percent		Backlog Per 100 Monthly Filings		Active Pending		
	Jul 2021 to Jun 2022	Jul 2022 to Jun 2023	percent change	Jul 2021 to Jun 2022	Jul 2022 to Jun 2023	percent change	Jul 2022 - Jun 2023		Jun 2022	Jun 2023	percent change	Jun 2022	Jun 2023	Jun 2022	Jun 2023	Jun 2022	Jun 2023	percent change
							number	percent										
Act on Neg Inst	2	3	50%	2	4	100%	1	133%	0	0	0%	0%	0%	0	0	1	0	-100%
Asbestos	0	0	0%	0	0	0%	0	100%	0	0	0%	0%	0%	0	0	0	0	0%
Assault & Bat	4	2	-50%	1	3	200%	1	150%	2	2	0%	25%	29%	600	1,200	8	7	-13%
Auto - Pers Inj	227	204	-10%	279	235	-16%	31	115%	70	66	-6%	25%	26%	370	388	280	250	-11%
Auto - Property	25	21	-16%	18	30	67%	9	143%	2	1	-50%	11%	10%	96	57	19	10	-47%
Book Account	84	75	-11%	103	67	-35%	-8	89%	5	4	-20%	16%	11%	71	64	31	38	23%
Civil Rights	11	13	18%	16	15	-6%	2	115%	8	7	-13%	40%	39%	873	646	20	18	-10%
Complex Comme	1	1	0%	1	1	0%	0	100%	0	1		0%	100%	0	1,200	1	1	0%
Condemnation	0	1		1	3	200%	2	300%	1	0	-100%	50%	0%		0	2	0	-100%
Construction	4	10	150%	4	9	125%	-1	90%	1	0	-100%	25%	0%	300	0	4	5	25%
Contract/Comme	74	95	28%	82	95	16%	0	100%	5	10	100%	9%	18%	81	126	56	55	-2%
Employment	2	4	100%	6	1	-83%	-3	25%	0	0	0%	0%	0%	0	0	0	3	
Lieu of P. Writ	3	8	167%	0	9		1	113%	0	0	0%	0%	0%	0	0	4	3	-25%
Medical Malprac	7	14	100%	6	8	33%	-6	57%	9	11	22%	38%	35%	1,543	943	24	31	29%
Name Change	39	49	26%	45	42	-7%	-7	86%	0	0	0%	0%	0%	0	0	8	15	88%
Other Insurance	4	9	125%	9	6	-33%	-3	67%	2	0	-100%	67%	0%	600	0	3	6	100%
Other MCL	0	0	0%	0	0	0%	0	100%	0	0	0%	0%	0%	0	0	0	0	0%
Other Track 1	114	75	-34%	140	78	-44%	3	104%	4	4	0%	10%	11%	42	64	39	38	-3%
Other Track 3	38	41	8%	57	36	-37%	-5	88%	7	6	-14%	15%	12%	221	176	46	51	11%
Other Track 4	2	2	0%	1	0	-100%	-2	0%	0	3		0%	50%	0	1,800	4	6	50%
Personal Injury	93	102	10%	115	97	-16%	-5	95%	34	38	12%	24%	26%	439	447	139	144	4%
Prod Liability	3	1	-67%	8	2	-75%	1	200%	1	2	100%	25%	67%	400	2,400	4	3	-25%
Prof Malpractic	2	4	100%	7	5	-29%	1	125%	3	1	-67%	43%	17%	1,800	300	7	6	-14%
PIP Coverage	4	3	-25%	4	1	-75%	-2	33%	0	1		0%	33%	0	400	1	3	200%
Real Property	1	5	400%	2	5	150%	0	100%	3	2	-33%	60%	40%	3,600	480	5	5	0%
Tort Other	25	28	12%	17	27	59%	-1	96%	6	2	-67%	26%	9%	288	86	23	23	0%
Toxic Tort	0	1		0	0	0%	-1	0%	0	0	0%	0%	0%	0	0	0	1	
UM/UIM Bod Inj	21	20	-5%	21	20	-5%	0	100%	4	3	-25%	21%	16%	229	180	19	19	0%
Total	790	791	0%	945	799	-15%	8	101%	167	164	-2%	22%	22%	254	249	748	741	-1%

NOTE: Some Multicounty Litigation (MCL) cases were transferred in November 2014: Atlantic to Bergen = 8,935; Atlantic to Middlesex = 4,070.

CIVIL BACKLOG SUMMARY BY CASETYPE

June 2023

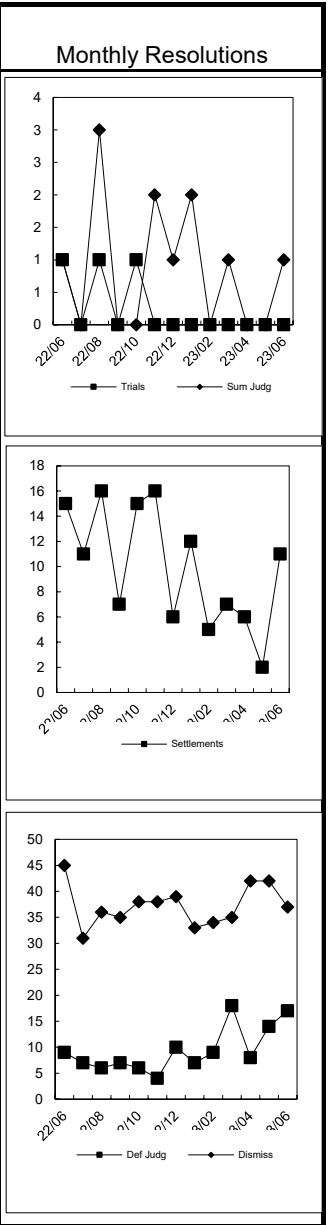
CUMBERLAND

	Cases in Backlog															
	Track 1					Track 2				Track 3			Track 4			Total Backlog
	12 to 18 months	18 to 24 months	24 to 36 months	over 36 months	Total Track 1	18 to 24 months	24 to 36 months	over 36 months	Total Track 2	24 to 36 months	over 36 months	Total Track 3	24 to 36 months	over 36 months	Total Track 4	
Act on Neg Inst	0	0	0	0	0	0	0	0	0	0	0	0	0	0	0	0
Asbestos	0	0	0	0	0	0	0	0	0	0	0	0	0	0	0	0
Assault & Bat	0	0	0	0	0	0	0	0	0	1	1	2	0	0	0	2
Auto - Pers Inj	0	0	0	0	0	27	28	11	66	0	0	0	0	0	0	66
Auto - Property	0	0	0	0	0	1	0	0	1	0	0	0	0	0	0	1
Book Account	2	1	1	0	4	0	0	0	0	0	0	0	0	0	0	4
Civil Rights	0	0	0	0	0	0	0	0	0	2	5	7	0	0	0	7
Complex Comm	0	0	0	0	0	0	0	0	0	0	0	0	1	0	1	1
Condemnation	0	0	0	0	0	0	0	0	0	0	0	0	0	0	0	0
Construction	0	0	0	0	0	0	0	0	0	0	0	0	0	0	0	0
Contract/Comm	0	0	0	0	0	5	4	1	10	0	0	0	0	0	0	10
Employment	0	0	0	0	0	0	0	0	0	0	0	0	0	0	0	0
Lieu of P. Writ	0	0	0	0	0	0	0	0	0	0	0	0	0	0	0	0
Medical Malprac	0	0	0	0	0	0	0	0	0	6	5	11	0	0	0	11
Name Change	0	0	0	0	0	0	0	0	0	0	0	0	0	0	0	0
Other Insurance	0	0	0	0	0	0	0	0	0	0	0	0	0	0	0	0
Other MCL	0	0	0	0	0	0	0	0	0	0	0	0	0	0	0	0
Other Track 1	1	0	2	0	3	0	0	0	0	1	0	1	0	0	0	4
Other Track 3	0	0	0	0	0	0	0	0	0	4	2	6	0	0	0	6
Other Track 4	0	0	0	0	0	0	0	0	0	0	0	0	3	0	3	3
Personal Injury	0	0	0	0	0	10	19	9	38	0	0	0	0	0	0	38
Prod Liability	0	0	0	0	0	0	0	0	0	2	0	2	0	0	0	2
Prof Malpractic	0	0	0	0	0	0	0	0	0	0	1	1	0	0	0	1
PIP Coverage	0	1	0	0	1	0	0	0	0	0	0	0	0	0	0	1
Real Property	0	0	1	0	1	0	0	0	0	1	0	1	0	0	0	2
Tort Other	0	0	0	0	0	0	1	1	2	0	0	0	0	0	0	2
Toxic Tort	0	0	0	0	0	0	0	0	0	0	0	0	0	0	0	0
UM/UIM Bod Inj	0	0	0	0	0	2	1	0	3	0	0	0	0	0	0	3
Total	3	2	4	0	9	45	53	22	120	17	14	31	4	0	4	164

NOTE: Some Multicounty Litigation (MCL) cases were transferred in November 2014: Atlantic to Bergen = 8,935; Atlantic to Middlesex = 4,070.

**CIVIL RESOLUTION SUMMARY BY CASETYPE
JULY 2022 - JUNE 2023
CUMBERLAND**

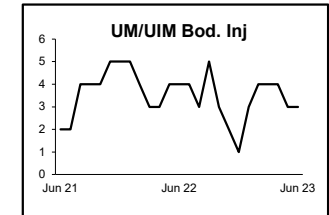
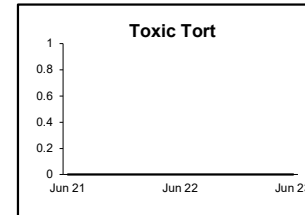
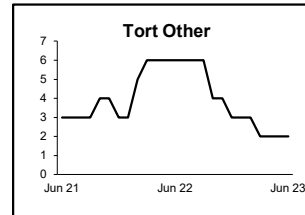
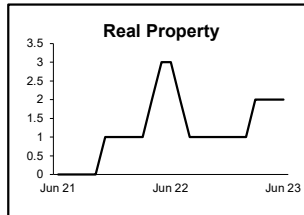
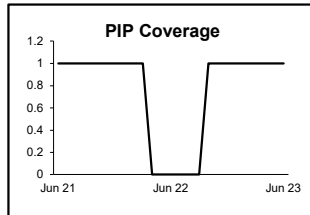
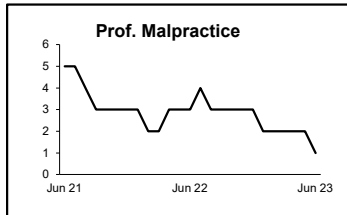
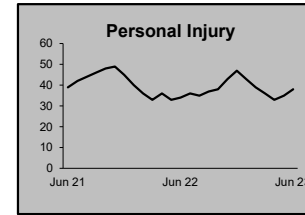
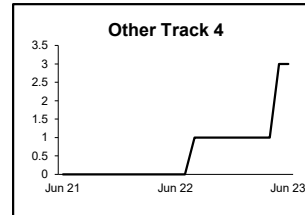
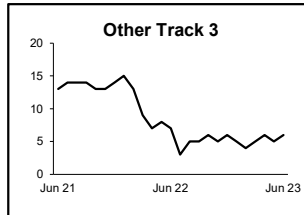
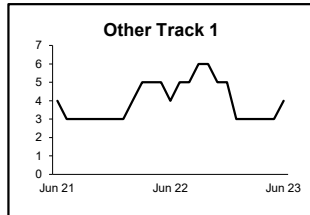
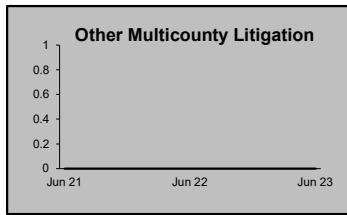
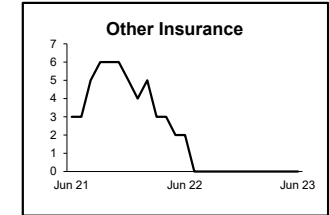

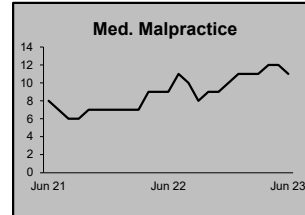
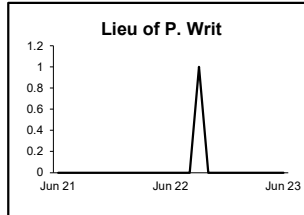
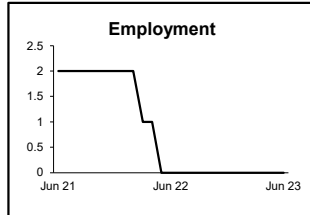
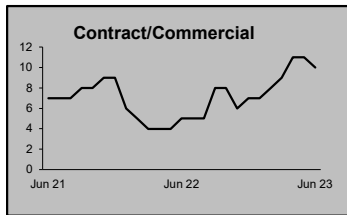
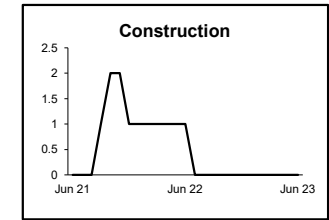
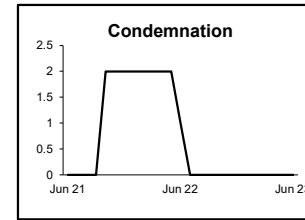
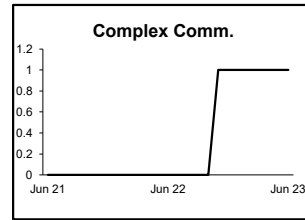
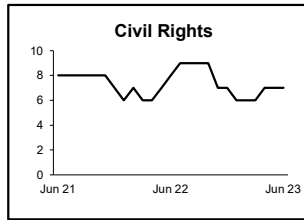
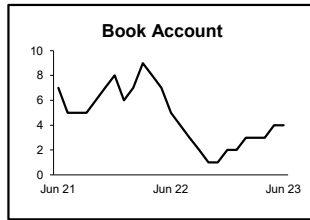
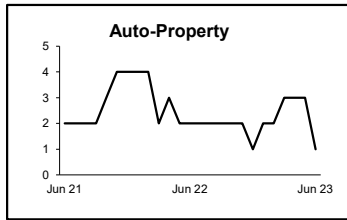
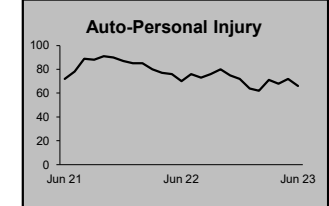
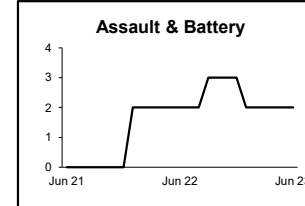
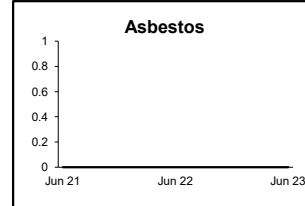
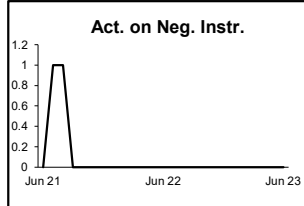
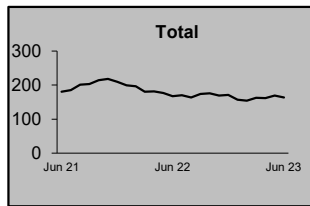
	Trial			Summary					Total	Percent resolved by					
	Jury	Nonjury	Total	Judgment	Settlement	Default Judgment	Dismiss	Other		Trial	Sum Jud	Settle	Default J	Dismiss	Other
Act on Neg Inst	0	0	0	0	0	2	2	0	4	0%	0%	0%	50%	50%	0%
Asbestos	0	0	0	0	0	0	0	0	0	0%	0%	0%	0%	0%	0%
Assault & Bat	0	0	0	0	1	0	2	0	3	0%	0%	33%	0%	67%	0%
Auto - Pers Inj	1	0	1	1	45	4	164	20	235	0%	0%	19%	2%	70%	9%
Auto - Property	0	0	0	2	2	11	15	0	30	0%	7%	7%	37%	50%	0%
Book Account	0	0	0	0	6	33	27	1	67	0%	0%	9%	49%	40%	1%
Civil Rights	0	0	0	1	3	0	9	2	15	0%	7%	20%	0%	60%	13%
Complex Commer	0	0	0	0	0	0	1	0	1	0%	0%	0%	0%	100%	0%
Condemnation	0	0	0	0	0	0	1	2	3	0%	0%	0%	0%	33%	67%
Construction	0	0	0	0	1	5	2	1	9	0%	0%	11%	56%	22%	11%
Contract/Commer	0	1	1	0	7	26	57	4	95	1%	0%	7%	27%	60%	4%
Employment	0	0	0	0	0	0	1	0	1	0%	0%	0%	0%	100%	0%
Lieu of P. Writ	0	0	0	0	1	0	6	2	9	0%	0%	11%	0%	67%	22%
Medical Malprac	0	0	0	0	3	0	4	1	8	0%	0%	38%	0%	50%	13%
Name Change	0	0	0	0	0	0	4	38	42	0%	0%	0%	0%	10%	90%
Other Insurance	0	0	0	0	1	0	4	1	6	0%	0%	17%	0%	67%	17%
Other MCL	0	0	0	0	0	0	0	0	0	0%	0%	0%	0%	0%	0%
Other Track 1	0	0	0	1	5	21	24	27	78	0%	1%	6%	27%	31%	35%
Other Track 3	0	0	0	0	9	1	22	4	36	0%	0%	25%	3%	61%	11%
Other Track 4	0	0	0	0	0	0	0	0	0	0%	0%	0%	0%	0%	0%
Personal Injury	0	0	0	3	17	4	63	10	97	0%	3%	18%	4%	65%	10%
Prod Liability	0	0	0	0	1	0	0	1	2	0%	0%	50%	0%	0%	50%
Prof Malpractic	0	0	0	2	1	0	2	0	5	0%	40%	20%	0%	40%	0%
PIP Coverage	0	0	0	0	0	0	1	0	1	0%	0%	0%	0%	100%	0%
Real Property	0	0	0	0	1	1	1	2	5	0%	0%	20%	20%	20%	40%
Tort Other	0	0	0	0	5	4	15	3	27	0%	0%	19%	15%	56%	11%
Toxic Tort	0	0	0	0	0	0	0	0	0	0%	0%	0%	0%	0%	0%
UM/UIB Bod Inj	0	0	0	0	5	1	13	1	20	0%	0%	25%	5%	65%	5%
Total	1	1	2	10	114	113	440	120	799	0%	1%	14%	14%	55%	15%



NOTE: Some Multicounty Litigation (MCL) cases were transferred in November 2014: Atlantic to Bergen = 8,935; Atlantic to Middlesex = 4,070.

**CIVIL BACKLOG BY CASETYPE
JUNE 2023
CUMBERLAND**

	Total	Backlog	% chg
Jun 21		180	
Jun 22		167	-7%
Jun 23		164	-2%



1) Casetypes with the state's largest backlogs are highlighted.

2) Some Multicounty Litigation (MCL) cases were transferred in November 2014: Atlantic to Bergen = 8,935; Atlantic to Middlesex = 4,070.

**CIVIL CASELOAD SUMMARY BY CASETYPE
JULY 2022 - JUNE 2023
ESSEX**

	Filings			Resolutions			Clearance		Backlog			Backlog Percent		Backlog Per 100 Monthly Filings		Active Pending		
	Jul 2021	Jul 2022	percent change	Jul 2021	Jul 2022	percent change	Jul 2022 - Jun 2023		Jun 2022	Jun 2023	percent change	Jun 2022	Jun 2023	Jun 2022	Jun 2023	Jun 2022	Jun 2023	percent change
	to Jun 2022	to Jun 2023		to Jun 2022	to Jun 2023		number	percent										
Act on Neg Inst	22	21	-5%	46	18	-61%	-3	86%	3	4	33%	25%	27%	164	229	12	15	25%
Asbestos	0	0	0%	0	0	0%	0	100%	0	0	0%	0%	0%	0	0	0	0	0%
Assault & Bat	109	18	-83%	28	23	-18%	5	128%	31	75	142%	18%	44%	341	5,000	175	170	-3%
Auto - Pers Inj	3,843	3,773	-2%	4,544	4,170	-8%	397	111%	2,371	2,384	1%	37%	40%	740	758	6,335	5,934	-6%
Auto - Property	131	138	5%	132	138	5%	0	100%	20	16	-20%	19%	15%	183	139	106	107	1%
Book Account	889	745	-16%	1,276	866	-32%	121	116%	84	74	-12%	16%	18%	113	119	537	417	-22%
Civil Rights	124	57	-54%	31	40	29%	-17	70%	28	38	36%	19%	22%	271	800	150	170	13%
Complex Comme	111	87	-22%	104	52	-50%	-35	60%	43	49	14%	40%	34%	465	676	108	143	32%
Condemnation	2	2	0%	4	2	-50%	0	100%	1	1	0%	33%	33%	600	600	3	3	0%
Construction	49	46	-6%	59	54	-8%	8	117%	112	104	-7%	74%	73%	2,743	2,713	151	143	-5%
Contract/Comme	733	787	7%	795	744	-6%	-43	95%	211	219	4%	28%	28%	345	334	742	785	6%
Employment	26	28	8%	26	22	-15%	-6	79%	15	20	33%	36%	42%	692	857	42	48	14%
Lieu of P. Writ	32	25	-22%	42	23	-45%	-2	92%	16	20	25%	35%	42%	600	960	46	48	4%
Medical Malprac	119	120	1%	113	118	4%	-2	98%	226	241	7%	55%	58%	2,279	2,410	412	415	1%
Name Change	337	268	-20%	344	266	-23%	-2	99%	1	4	300%	2%	6%	4	18	62	66	6%
Other Insurance	67	54	-19%	56	72	29%	18	133%	43	35	-19%	48%	49%	770	778	90	71	-21%
Other MCL	2	1	-50%	0	1		0	100%	0	0	0%	0%	0%	0	0	1	0	-100%
Other Track 1	380	390	3%	383	336	-12%	-54	86%	98	145	48%	31%	38%	309	446	312	382	22%
Other Track 3	196	229	17%	203	212	4%	-17	93%	143	161	13%	35%	38%	876	844	403	419	4%
Other Track 4	41	31	-24%	25	29	16%	-2	94%	33	42	27%	41%	49%	966	1,626	81	85	5%
Personal Injury	1,596	1,630	2%	1,595	1,508	-5%	-122	93%	1,041	1,075	3%	38%	37%	783	791	2,758	2,873	4%
Prod Liability	17	19	12%	20	19	-5%	0	100%	24	27	13%	48%	54%	1,694	1,705	50	50	0%
Prof Malpractic	39	41	5%	35	52	49%	11	127%	67	61	-9%	50%	49%	2,062	1,785	135	125	-7%
PIP Coverage	24	22	-8%	32	17	-47%	-5	77%	5	7	40%	33%	35%	250	382	15	20	33%
Real Property	50	34	-32%	44	38	-14%	4	112%	14	22	57%	33%	56%	336	776	43	39	-9%
Tort Other	284	203	-29%	229	191	-17%	-12	94%	92	171	86%	26%	46%	389	1,011	360	372	3%
Toxic Tort	1	3	200%	4	2	-50%	-1	67%	7	8	14%	70%	73%	8,400	3,200	10	11	10%
UM/UIM Bod Inj	188	164	-13%	279	214	-23%	50	130%	98	72	-27%	36%	32%	626	527	272	222	-18%
Total	9,412	8,936	-5%	10,449	9,227	-12%	291	103%	4,827	5,075	5%	36%	39%	615	682	13,411	13,133	-2%

NOTE: Some Multicounty Litigation (MCL) cases were transferred in November 2014: Atlantic to Bergen = 8,935; Atlantic to Middlesex = 4,070.

CIVIL BACKLOG SUMMARY BY CASETYPE

June 2023

ESSEX

	Cases in Backlog															
	Track 1					Track 2				Track 3			Track 4			Total Backlog
	12 to 18 months	18 to 24 months	24 to 36 months	over 36 months	Total Track 1	18 to 24 months	24 to 36 months	over 36 months	Total Track 2	24 to 36 months	over 36 months	Total Track 3	24 to 36 months	over 36 months	Total Track 4	
Act on Neg Inst	1	1	1	1	4	0	0	0	0	0	0	0	0	0	0	4
Asbestos	0	0	0	0	0	0	0	0	0	0	0	0	0	0	0	0
Assault & Bat	0	0	0	0	0	0	0	0	0	46	29	75	0	0	0	75
Auto - Pers Inj	0	1	0	0	1	760	1,055	563	2,378	1	0	1	3	1	4	2,384
Auto - Property	0	0	0	0	0	7	8	1	16	0	0	0	0	0	0	16
Book Account	27	15	12	16	70	0	0	1	1	2	0	2	0	1	1	74
Civil Rights	0	0	0	0	0	0	1	1	2	12	24	36	0	0	0	38
Complex Comm	0	0	0	0	0	0	0	0	0	0	0	0	12	37	49	49
Condemnation	0	0	0	0	0	0	0	0	0	1	0	1	0	0	0	1
Construction	0	0	0	0	0	15	25	62	102	0	0	0	0	2	2	104
Contract/Comm	0	0	0	0	0	52	81	85	218	1	0	1	0	0	0	219
Employment	0	0	0	0	0	4	8	6	18	2	0	2	0	0	0	20
Lieu of P. Writ	0	0	0	0	0	0	0	0	0	0	0	0	7	13	20	20
Medical Malprac	0	0	0	0	0	2	1	2	5	71	165	236	0	0	0	241
Name Change	3	0	1	0	4	0	0	0	0	0	0	0	0	0	0	4
Other Insurance	12	5	11	7	35	0	0	0	0	0	0	0	0	0	0	35
Other MCL	0	0	0	0	0	0	0	0	0	0	0	0	0	0	0	0
Other Track 1	31	34	20	19	104	6	2	4	12	6	21	27	0	2	2	145
Other Track 3	0	0	0	0	0	0	1	0	1	69	91	160	0	0	0	161
Other Track 4	0	0	0	0	0	0	1	0	1	0	0	0	11	30	41	42
Personal Injury	0	0	0	0	0	311	409	304	1,024	35	16	51	0	0	0	1,075
Prod Liability	0	0	0	0	0	1	0	0	1	9	16	25	0	1	1	27
Prof Malpractic	0	0	0	0	0	0	0	1	1	20	40	60	0	0	0	61
PIP Coverage	2	1	2	2	7	0	0	0	0	0	0	0	0	0	0	7
Real Property	6	6	3	7	22	0	0	0	0	0	0	0	0	0	0	22
Tort Other	0	0	0	0	0	34	45	39	118	50	3	53	0	0	0	171
Toxic Tort	0	0	0	0	0	0	0	0	0	2	6	8	0	0	0	8
UM/UIM Bod Inj	0	0	0	0	0	27	27	17	71	0	1	1	0	0	0	72
Total	82	63	50	52	247	1,219	1,664	1,086	3,969	327	412	739	33	87	120	5,075

NOTE: Some Multicounty Litigation (MCL) cases were transferred in November 2014: Atlantic to Bergen = 8,935; Atlantic to Middlesex = 4,070.

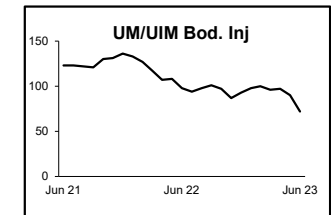
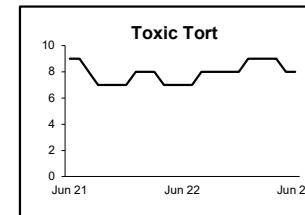
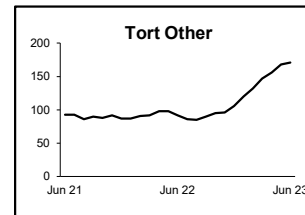
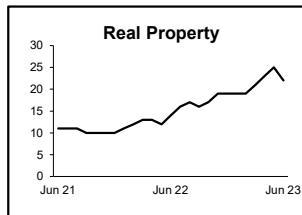
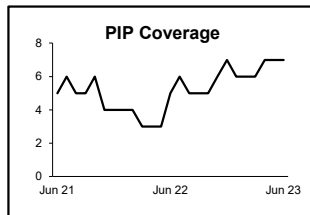
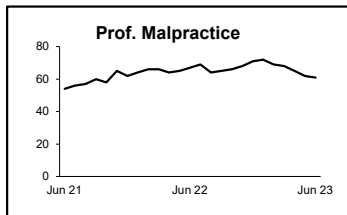
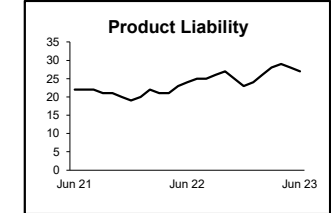
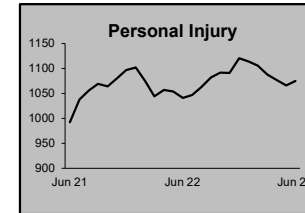
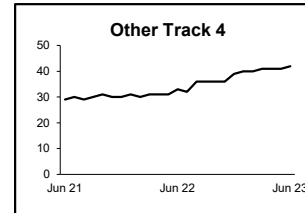
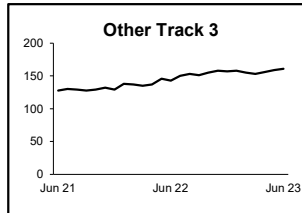
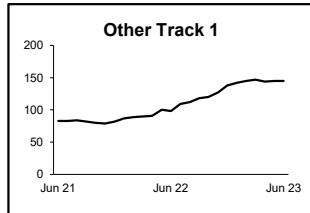
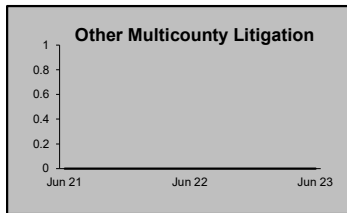
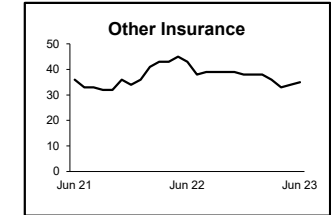
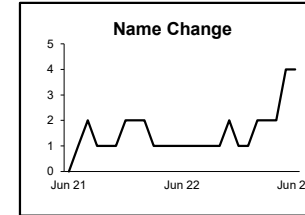
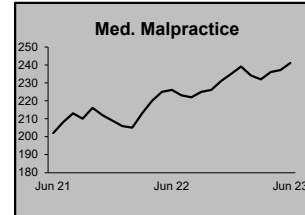
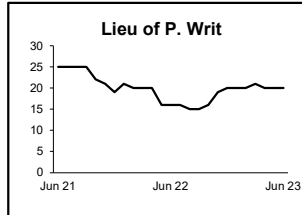
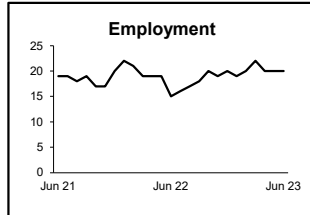
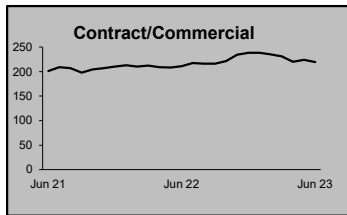
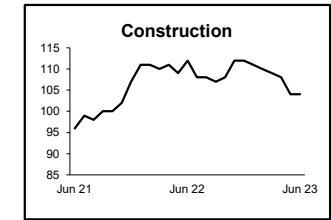
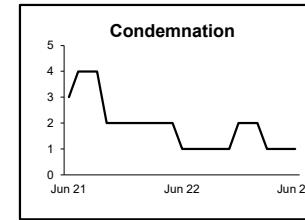
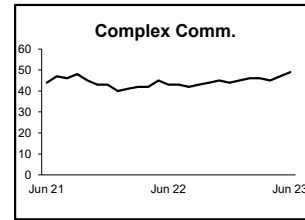
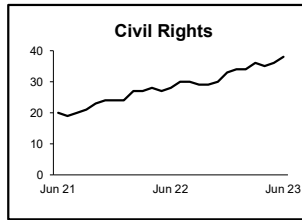
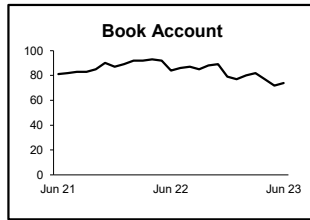
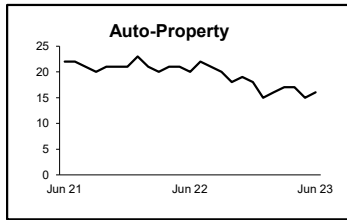
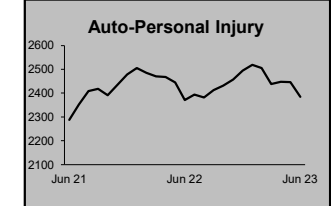
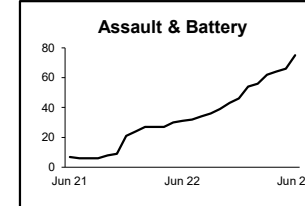
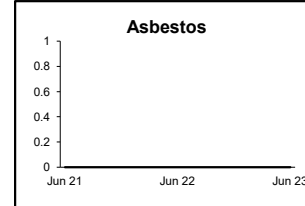
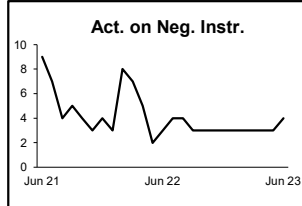
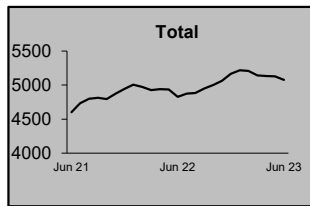
CIVIL RESOLUTION SUMMARY BY CASETYPE
JULY 2022 - JUNE 2023
ESSEX

	Trial			Summary					Total	Percent resolved by						Monthly Resolutions
	Jury	Nonjury	Total	Judgment	Settlement	Default Judgment	Dismiss	Other		Trial	Sum Jud	Settle	Default J	Dismiss	Other	
Act on Neg Inst	0	0	0	4	0	5	8	1	18	0%	22%	0%	28%	44%	6%	
Asbestos	0	0	0	0	0	0	0	0	0	0%	0%	0%	0%	0%		
Assault & Bat	0	0	0	1	3	0	19	0	23	0%	4%	13%	0%	83%		
Auto - Pers Inj	19	1	20	55	667	15	3,294	119	4,170	0%	1%	16%	0%	79%	3%	
Auto - Property	0	1	1	11	11	44	70	1	138	1%	8%	8%	32%	51%	1%	
Book Account	0	1	1	130	79	226	425	5	866	0%	15%	9%	26%	49%	1%	
Civil Rights	1	0	1	0	3	0	23	13	40	3%	0%	8%	0%	58%	33%	
Complex Commer	0	0	0	0	6	0	34	12	52	0%	0%	12%	0%	65%	23%	
Condemnation	0	0	0	0	1	0	1	0	2	0%	0%	50%	0%	50%	0%	
Construction	1	0	1	1	10	3	38	1	54	2%	2%	19%	6%	70%	2%	
Contract/Commer	3	3	6	60	88	104	467	19	744	1%	8%	12%	14%	63%	3%	
Employment	0	1	1	1	1	1	14	4	22	5%	5%	5%	5%	64%	18%	
Lieu of P. Writ	0	0	0	1	0	1	21	0	23	0%	4%	0%	4%	91%	0%	
Medical Malprac	2	0	2	0	24	0	86	6	118	2%	0%	20%	0%	73%	5%	
Name Change	0	0	0	0	0	0	12	254	266	0%	0%	0%	0%	5%	95%	
Other Insurance	0	0	0	6	8	7	47	4	72	0%	8%	11%	10%	65%	6%	
Other MCL	0	0	0	0	0	0	0	1	1	0%	0%	0%	0%	0%	100%	
Other Track 1	0	0	0	21	39	23	238	15	336	0%	6%	12%	7%	71%	4%	
Other Track 3	1	0	1	5	20	0	164	22	212	0%	2%	9%	0%	77%	10%	
Other Track 4	0	0	0	8	2	4	15	0	29	0%	28%	7%	14%	52%	0%	
Personal Injury	9	0	9	23	302	4	1,093	77	1,508	1%	2%	20%	0%	72%	5%	
Prod Liability	0	0	0	0	4	0	13	2	19	0%	0%	21%	0%	68%	11%	
Prof Malpractic	0	0	0	3	6	0	39	4	52	0%	6%	12%	0%	75%	8%	
PIP Coverage	0	0	0	0	0	0	17	0	17	0%	0%	0%	0%	100%	0%	
Real Property	0	0	0	3	2	2	29	2	38	0%	8%	5%	5%	76%	5%	
Tort Other	0	1	1	4	25	7	145	9	191	1%	2%	13%	4%	76%	5%	
Toxic Tort	1	0	1	0	0	0	1	0	2	50%	0%	0%	0%	50%	0%	
UM/UIM Bod Inj	0	0	0	0	40	2	167	5	214	0%	0%	19%	1%	78%	2%	
Total	37	8	45	337	1,341	448	6,480	576	9,227	0%	4%	15%	5%	70%	6%	

NOTE: Some Multicounty Litigation (MCL) cases were transferred in November 2014: Atlantic to Bergen = 8,935; Atlantic to Middlesex = 4,070.

**CIVIL BACKLOG BY CASETYPE
JUNE 2023
ESSEX**

	Total	Backlog	% chg
Jun 21		4,602	
Jun 22		4,827	5%
Jun 23		5,075	5%



1) Casetypes with the state's largest backlogs are highlighted.

2) Some Multicounty Litigation (MCL) cases were transferred in November 2014: Atlantic to Bergen = 8,935; Atlantic to Middlesex = 4,070.

**CIVIL CASELOAD SUMMARY BY CASETYPE
JULY 2022 - JUNE 2023
GLOUCESTER**

	Filings			Resolutions			Clearance		Backlog			Backlog Percent		Backlog Per 100 Monthly Filings		Active Pending		
	Jul 2021 to Jun 2022	Jul 2022 to Jun 2023	percent change	Jul 2021 to Jun 2022	Jul 2022 to Jun 2023	percent change	Jul 2022 - Jun 2023		Jun 2022	Jun 2023	percent change	Jun 2022	Jun 2023	Jun 2022	Jun 2023	Jun 2022	Jun 2023	percent change
							number	percent										
Act on Neg Inst	2	3	50%	2	1	-50%	-2	33%	0	1		0%	33%	0	400	1	3	200%
Asbestos	0	0	0%	0	0	0%	0	100%	0	0	0%	0%	0%	0	0	0	0	0%
Assault & Bat	5	4	-20%	2	6	200%	2	150%	0	0	0%	0%	0%	0	0	4	4	0%
Auto - Pers Inj	384	369	-4%	450	394	-12%	25	107%	90	95	6%	20%	22%	281	309	456	436	-4%
Auto - Property	19	27	42%	19	27	42%	0	100%	3	0	-100%	17%	0%	189	0	18	18	0%
Book Account	203	181	-11%	256	182	-29%	1	101%	4	5	25%	5%	7%	24	33	77	74	-4%
Civil Rights	11	8	-27%	10	9	-10%	1	113%	2	2	0%	17%	18%	218	300	12	11	-8%
Complex Comme	2	3	50%	4	2	-50%	-1	67%	1	3	200%	17%	50%	600	1,200	6	6	0%
Condemnation	4	6	50%	2	10	400%	4	167%	0	0	0%	0%	0%	0	0	4	0	-100%
Construction	11	10	-9%	11	9	-18%	-1	90%	2	3	50%	18%	27%	218	360	11	11	0%
Contract/Comme	206	212	3%	229	213	-7%	1	100%	11	18	64%	7%	12%	64	102	148	154	4%
Employment	11	8	-27%	10	11	10%	3	138%	0	3		0%	43%	0	450	10	7	-30%
Lieu of P. Writ	9	18	100%	14	5	-64%	-13	28%	0	0	0%	0%	0%	0	0	4	17	325%
Medical Malprac	22	25	14%	28	22	-21%	-3	88%	21	25	19%	40%	44%	1,145	1,200	53	57	8%
Name Change	103	94	-9%	100	98	-2%	4	104%	0	0	0%	0%	0%	0	0	16	12	-25%
Other Insurance	15	6	-60%	17	10	-41%	4	167%	3	4	33%	27%	57%	240	800	11	7	-36%
Other MCL	0	0	0%	0	0	0%	0	100%	0	0	0%	0%	0%	0	0	0	0	0%
Other Track 1	133	120	-10%	141	88	-38%	-32	73%	7	13	86%	12%	15%	63	130	57	87	53%
Other Track 3	57	79	39%	82	67	-18%	-12	85%	9	16	78%	13%	19%	189	243	72	84	17%
Other Track 4	4	8	100%	8	9	13%	1	113%	13	15	15%	68%	75%	3,900	2,250	19	20	5%
Personal Injury	200	238	19%	196	197	1%	-41	83%	44	54	23%	18%	19%	264	272	239	278	16%
Prod Liability	8	4	-50%	4	7	75%	3	175%	2	2	0%	20%	29%	300	600	10	7	-30%
Prof Malpractic	13	11	-15%	25	11	-56%	0	100%	8	10	25%	31%	37%	738	1,091	26	27	4%
PIP Coverage	8	5	-38%	8	6	-25%	1	120%	0	0	0%	0%	0%	0	0	2	1	-50%
Real Property	14	11	-21%	8	13	63%	2	118%	2	3	50%	17%	33%	171	327	12	9	-25%
Tort Other	43	35	-19%	39	31	-21%	-4	89%	8	17	113%	20%	40%	223	583	41	43	5%
Toxic Tort	0	0	0%	1	0	-100%	0	100%	0	0	0%	0%	0%	0	0	0	0	0%
UM/UIB Bod Inj	33	38	15%	46	31	-33%	-7	82%	5	10	100%	12%	20%	182	316	42	49	17%
Total	1,520	1,523	0%	1,712	1,459	-15%	-64	96%	235	299	27%	17%	21%	186	236	1,351	1,422	5%

NOTE: Some Multicounty Litigation (MCL) cases were transferred in November 2014: Atlantic to Bergen = 8,935; Atlantic to Middlesex = 4,070.

CIVIL BACKLOG SUMMARY BY CASETYPE

June 2023

GLOUCESTER

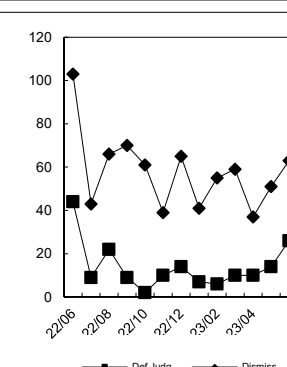
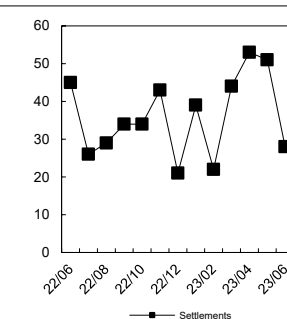
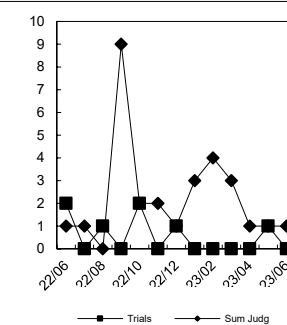
	Cases in Backlog															
	Track 1					Track 2				Track 3			Track 4			Total Backlog
	12 to 18 months	18 to 24 months	24 to 36 months	over 36 months	Total Track 1	18 to 24 months	24 to 36 months	over 36 months	Total Track 2	24 to 36 months	over 36 months	Total Track 3	24 to 36 months	over 36 months	Total Track 4	
Act on Neg Inst	1	0	0	0	1	0	0	0	0	0	0	0	0	0	0	1
Asbestos	0	0	0	0	0	0	0	0	0	0	0	0	0	0	0	0
Assault & Bat	0	0	0	0	0	0	0	0	0	0	0	0	0	0	0	0
Auto - Pers Inj	0	0	0	0	0	51	35	9	95	0	0	0	0	0	0	95
Auto - Property	0	0	0	0	0	0	0	0	0	0	0	0	0	0	0	0
Book Account	4	0	1	0	5	0	0	0	0	0	0	0	0	0	0	5
Civil Rights	0	0	0	0	0	0	0	0	0	1	1	2	0	0	0	2
Complex Comm	0	0	0	0	0	0	0	0	0	0	0	0	2	1	3	3
Condemnation	0	0	0	0	0	0	0	0	0	0	0	0	0	0	0	0
Construction	0	0	0	0	0	0	2	1	3	0	0	0	0	0	0	3
Contract/Comm	0	0	0	0	0	9	5	4	18	0	0	0	0	0	0	18
Employment	0	0	0	0	0	2	1	0	3	0	0	0	0	0	0	3
Lieu of P. Writ	0	0	0	0	0	0	0	0	0	0	0	0	0	0	0	0
Medical Malprac	0	0	0	0	0	0	0	0	0	12	13	25	0	0	0	25
Name Change	0	0	0	0	0	0	0	0	0	0	0	0	0	0	0	0
Other Insurance	2	1	1	0	4	0	0	0	0	0	0	0	0	0	0	4
Other MCL	0	0	0	0	0	0	0	0	0	0	0	0	0	0	0	0
Other Track 1	5	4	1	1	11	0	1	0	1	0	1	1	0	0	0	13
Other Track 3	0	0	0	0	0	0	0	0	0	11	5	16	0	0	0	16
Other Track 4	0	0	0	0	0	0	0	0	0	0	0	0	5	10	15	15
Personal Injury	0	0	0	0	0	28	17	8	53	0	1	1	0	0	0	54
Prod Liability	0	0	0	0	0	0	0	0	0	2	0	2	0	0	0	2
Prof Malpractic	0	0	0	0	0	0	0	0	0	4	6	10	0	0	0	10
PIP Coverage	0	0	0	0	0	0	0	0	0	0	0	0	0	0	0	0
Real Property	0	2	1	0	3	0	0	0	0	0	0	0	0	0	0	3
Tort Other	0	0	0	0	0	4	12	1	17	0	0	0	0	0	0	17
Toxic Tort	0	0	0	0	0	0	0	0	0	0	0	0	0	0	0	0
UM/UIM Bod Inj	0	0	0	0	0	4	5	1	10	0	0	0	0	0	0	10
Total	12	7	4	1	24	98	78	24	200	30	27	57	7	11	18	299

NOTE: Some Multicounty Litigation (MCL) cases were transferred in November 2014: Atlantic to Bergen = 8,935; Atlantic to Middlesex = 4,070.

CIVIL RESOLUTION SUMMARY BY CASETYPE
JULY 2022 - JUNE 2023
GLOUCESTER

	Trial			Summary					Total	Percent resolved by					
	Jury	Nonjury	Total	Judgment	Settlement	Default Judgment	Dismiss	Other		Trial	Sum Jud	Settle	Default J	Dismiss	Other
Act on Neg Inst	0	0	0	0	0	1	0	0	1	0%	0%	0%	100%	0%	0%
Asbestos	0	0	0	0	0	0	0	0	0	0%	0%	0%	0%	0%	0%
Assault & Bat	0	0	0	0	1	0	4	1	6	0%	0%	17%	0%	67%	17%
Auto - Pers Inj	1	0	1	2	163	2	204	22	394	0%	1%	41%	1%	52%	6%
Auto - Property	0	0	0	0	3	11	13	0	27	0%	0%	11%	41%	48%	0%
Book Account	0	1	1	3	47	63	68	0	182	1%	2%	26%	35%	37%	0%
Civil Rights	0	0	0	2	0	0	7	0	9	0%	22%	0%	0%	78%	0%
Complex Commer	0	0	0	1	0	0	1	0	2	0%	50%	0%	0%	50%	0%
Condemnation	0	0	0	0	2	0	1	7	10	0%	0%	20%	0%	10%	70%
Construction	0	0	0	0	4	2	3	0	9	0%	0%	44%	22%	33%	0%
Contract/Commer	0	1	1	7	52	42	96	15	213	0%	3%	24%	20%	45%	7%
Employment	0	0	0	0	2	0	6	3	11	0%	0%	18%	0%	55%	27%
Lieu of P. Writ	0	1	1	0	0	0	1	3	5	20%	0%	0%	0%	20%	60%
Medical Malprac	0	0	0	1	12	0	7	2	22	0%	5%	55%	0%	32%	9%
Name Change	0	0	0	0	0	0	4	94	98	0%	0%	0%	0%	4%	96%
Other Insurance	0	0	0	1	3	0	5	1	10	0%	10%	30%	0%	50%	10%
Other MCL	0	0	0	0	0	0	0	0	0	0%	0%	0%	0%	0%	0%
Other Track 1	0	0	0	2	26	6	28	26	88	0%	2%	30%	7%	32%	30%
Other Track 3	0	0	0	1	12	2	43	9	67	0%	1%	18%	3%	64%	13%
Other Track 4	0	0	0	1	3	2	1	2	9	0%	11%	33%	22%	11%	22%
Personal Injury	0	0	0	5	60	7	102	23	197	0%	3%	30%	4%	52%	12%
Prod Liability	0	0	0	0	2	0	4	1	7	0%	0%	29%	0%	57%	14%
Prof Malpractic	0	0	0	1	6	0	4	0	11	0%	9%	55%	0%	36%	0%
PIP Coverage	0	0	0	0	0	0	5	1	6	0%	0%	0%	0%	83%	17%
Real Property	0	0	0	0	2	1	8	2	13	0%	0%	15%	8%	62%	15%
Tort Other	0	1	1	1	10	0	18	1	31	3%	3%	32%	0%	58%	3%
Toxic Tort	0	0	0	0	0	0	0	0	0	0%	0%	0%	0%	0%	0%
UM/UIM Bod Inj	0	0	0	0	14	0	17	0	31	0%	0%	45%	0%	55%	0%
Total	1	4	5	28	424	139	650	213	1,459	0%	2%	29%	10%	45%	15%

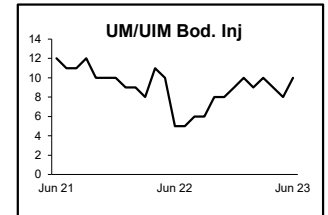
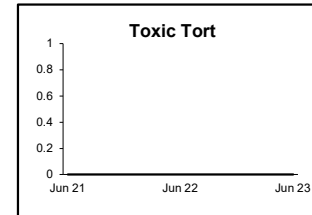
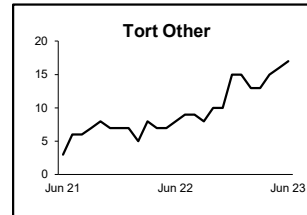
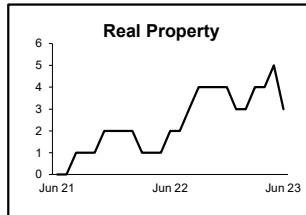
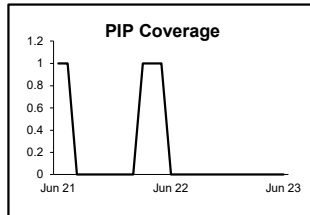
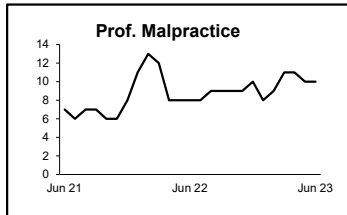
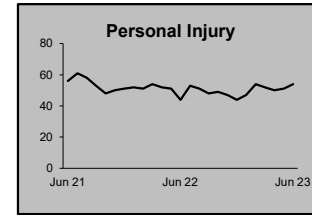
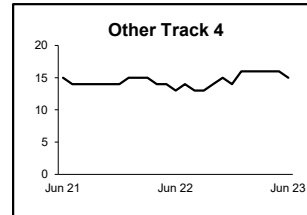
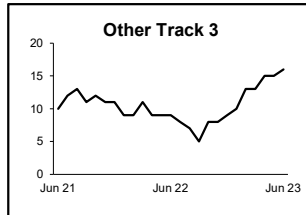
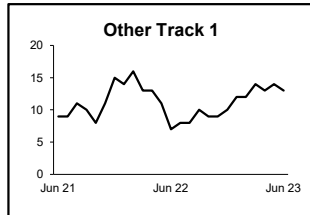
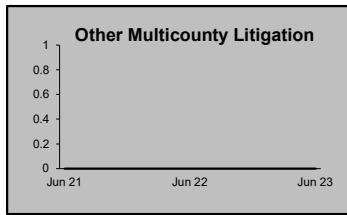
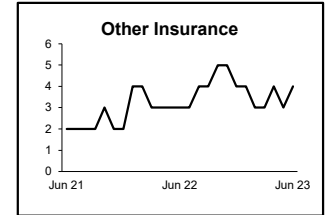
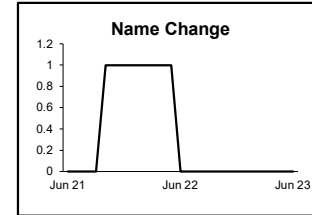
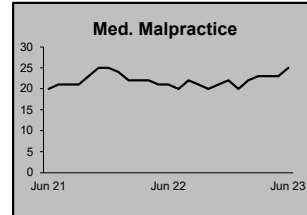
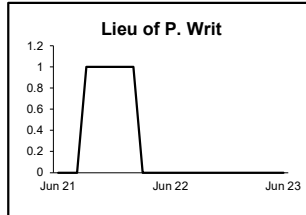
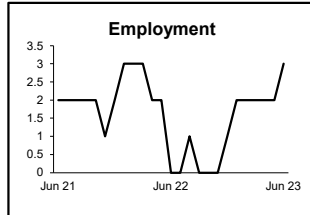
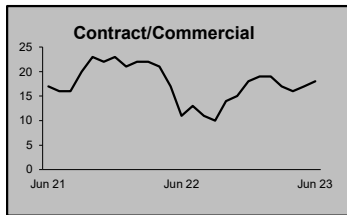
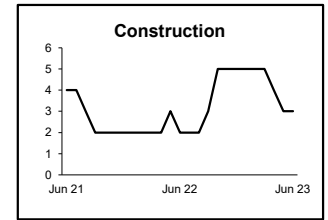
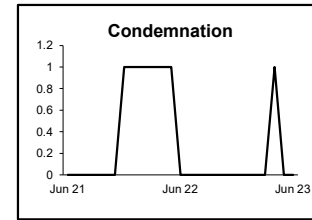
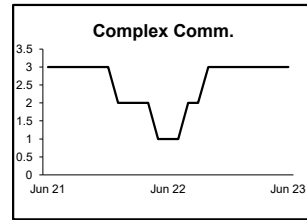
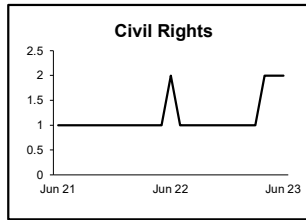
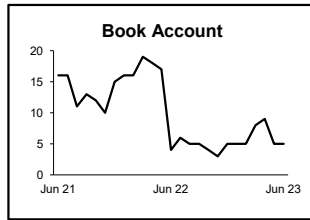
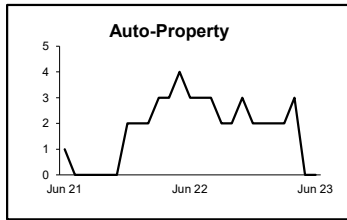
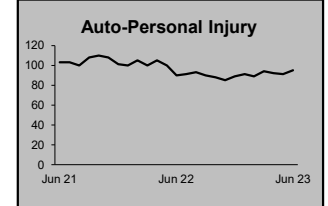
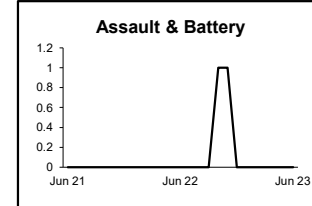
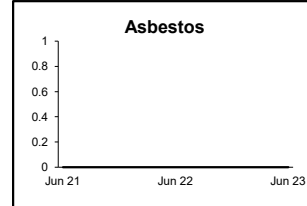

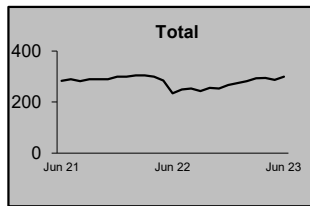
Monthly Resolutions



NOTE: Some Multicounty Litigation (MCL) cases were transferred in November 2014: Atlantic to Bergen = 8,935; Atlantic to Middlesex = 4,070.

**CIVIL BACKLOG BY CASETYPE
JUNE 2023
GLOUCESTER**

	Total	Backlog	% chg
Jun 21		283	
Jun 22		235	-17%
Jun 23		299	27%



1) Casetypes with the state's largest backlogs are highlighted.

2) Some Multicounty Litigation (MCL) cases were transferred in November 2014: Atlantic to Bergen = 8,935; Atlantic to Middlesex = 4,070.

**CIVIL CASELOAD SUMMARY BY CASETYPE
JULY 2022 - JUNE 2023
HUDSON**

	Filings			Resolutions			Clearance		Backlog			Backlog Percent		Backlog Per 100 Monthly Filings		Active Pending		
	Jul 2021 to Jun 2022	Jul 2022 to Jun 2023	percent change	Jul 2021 to Jun 2022	Jul 2022 to Jun 2023	percent change	Jul 2022 - Jun 2023		Jun 2022	Jun 2023	percent change	Jun 2022	Jun 2023	Jun 2022	Jun 2023	Jun 2022	Jun 2023	percent change
							number	percent										
Act on Neg Inst	5	4	-20%	8	3	-63%	-1	75%	0	0	0%	0%	0%	0	0	1	2	100%
Asbestos	0	0	0%	0	0	0%	0	100%	0	0	0%	0%	0%	0	0	0	0	0%
Assault & Bat	26	11	-58%	19	13	-32%	2	118%	2	13	550%	5%	33%	92	1,418	38	39	3%
Auto - Pers Inj	1,942	1,801	-7%	2,318	2,117	-9%	316	118%	748	620	-17%	29%	27%	462	413	2,596	2,301	-11%
Auto - Property	71	82	15%	73	80	10%	-2	98%	8	4	-50%	14%	7%	135	59	56	58	4%
Book Account	599	457	-24%	681	533	-22%	76	117%	46	39	-15%	15%	16%	92	102	317	242	-24%
Civil Rights	11	15	36%	9	14	56%	-1	93%	7	5	-29%	41%	29%	764	400	17	17	0%
Complex Comme	18	39	117%	20	28	40%	-11	72%	9	11	22%	33%	28%	600	338	27	40	48%
Condemnation	8	8	0%	2	6	200%	-2	75%	7	6	-14%	41%	32%	1,050	900	17	19	12%
Construction	16	32	100%	27	22	-19%	-10	69%	14	8	-43%	56%	24%	1,050	300	25	33	32%
Contract/Comme	554	621	12%	626	576	-8%	-45	93%	91	99	9%	19%	19%	197	191	482	528	10%
Employment	5	14	180%	10	10	0%	-4	71%	5	8	60%	50%	57%	1,200	686	10	14	40%
Lieu of P. Writ	43	46	7%	40	27	-33%	-19	59%	18	29	61%	29%	35%	502	757	63	82	30%
Medical Malprac	36	40	11%	41	36	-12%	-4	90%	36	47	31%	38%	43%	1,200	1,410	96	110	15%
Name Change	202	244	21%	220	221	0%	-23	91%	0	0	0%	0%	0%	0	0	14	40	186%
Other Insurance	32	33	3%	34	30	-12%	-3	91%	13	11	-15%	45%	37%	488	400	29	30	3%
Other MCL	0	0	0%	0	0	0%	0	100%	0	0	0%	0%	0%	0	0	0	0	0%
Other Track 1	295	212	-28%	314	227	-28%	15	107%	53	52	-2%	34%	36%	216	294	156	145	-7%
Other Track 3	102	143	40%	97	117	21%	-26	82%	40	48	20%	25%	26%	471	403	159	188	18%
Other Track 4	12	9	-25%	17	19	12%	10	211%	22	21	-5%	54%	66%	2,200	2,800	41	32	-22%
Personal Injury	705	686	-3%	774	693	-10%	7	101%	354	328	-7%	32%	31%	603	574	1,095	1,054	-4%
Prod Liability	15	11	-27%	13	13	0%	2	118%	4	3	-25%	21%	17%	320	327	19	18	-5%
Prof Malpractic	21	16	-24%	19	19	0%	3	119%	25	31	24%	50%	63%	1,429	2,325	50	49	-2%
PIP Coverage	17	14	-18%	24	16	-33%	2	114%	3	1	-67%	30%	13%	212	86	10	8	-20%
Real Property	24	37	54%	22	29	32%	-8	78%	10	7	-30%	42%	23%	500	227	24	31	29%
Tort Other	149	157	5%	141	140	-1%	-17	89%	54	60	11%	31%	33%	435	459	174	181	4%
Toxic Tort	2	1	-50%	1	1	0%	0	100%	0	0	0%	0%	0%	0	0	2	2	0%
UM/UIM Bod Inj	87	69	-21%	100	89	-11%	20	129%	28	30	7%	26%	34%	386	522	108	89	-18%
Total	4,997	4,802	-4%	5,650	5,079	-10%	277	106%	1,597	1,481	-7%	28%	28%	384	370	5,626	5,352	-5%

NOTE: Some Multicounty Litigation (MCL) cases were transferred in November 2014: Atlantic to Bergen = 8,935; Atlantic to Middlesex = 4,070.

CIVIL BACKLOG SUMMARY BY CASETYPE

June 2023

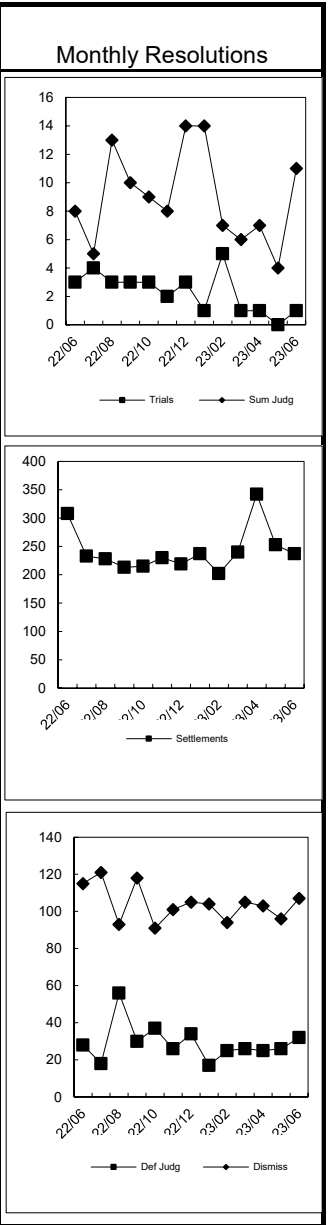
HUDSON

	Cases in Backlog															
	Track 1					Track 2				Track 3			Track 4			Total Backlog
	12 to 18 months	18 to 24 months	24 to 36 months	over 36 months	Total Track 1	18 to 24 months	24 to 36 months	over 36 months	Total Track 2	24 to 36 months	over 36 months	Total Track 3	24 to 36 months	over 36 months	Total Track 4	
Act on Neg Inst	0	0	0	0	0	0	0	0	0	0	0	0	0	0	0	0
Asbestos	0	0	0	0	0	0	0	0	0	0	0	0	0	0	0	0
Assault & Bat	0	0	0	0	0	0	0	0	0	13	0	13	0	0	0	13
Auto - Pers Inj	0	0	0	0	0	251	254	115	620	0	0	0	0	0	0	620
Auto - Property	0	0	0	0	0	3	0	1	4	0	0	0	0	0	0	4
Book Account	14	9	11	5	39	0	0	0	0	0	0	0	0	0	0	39
Civil Rights	0	0	0	0	0	0	0	0	0	2	3	5	0	0	0	5
Complex Comm	0	0	0	0	0	0	0	0	0	0	0	0	3	8	11	11
Condemnation	0	0	0	0	0	0	0	0	0	3	3	6	0	0	0	6
Construction	0	0	0	0	0	1	1	6	8	0	0	0	0	0	0	8
Contract/Comm	0	0	0	0	0	38	34	27	99	0	0	0	0	0	0	99
Employment	0	0	0	0	0	2	4	2	8	0	0	0	0	0	0	8
Lieu of P. Writ	0	0	0	0	0	0	0	0	0	0	0	0	11	18	29	29
Medical Malprac	0	0	0	0	0	0	0	0	0	23	24	47	0	0	0	47
Name Change	0	0	0	0	0	0	0	0	0	0	0	0	0	0	0	0
Other Insurance	4	2	5	0	11	0	0	0	0	0	0	0	0	0	0	11
Other MCL	0	0	0	0	0	0	0	0	0	0	0	0	0	0	0	0
Other Track 1	12	3	21	9	45	3	1	2	6	0	0	0	1	0	1	52
Other Track 3	0	0	0	0	0	0	0	0	0	21	27	48	0	0	0	48
Other Track 4	0	0	0	0	0	0	0	0	0	0	0	0	6	15	21	21
Personal Injury	0	0	0	0	0	122	128	78	328	0	0	0	0	0	0	328
Prod Liability	0	0	0	0	0	0	0	0	0	2	1	3	0	0	0	3
Prof Malpractic	0	0	0	0	0	0	0	0	0	11	20	31	0	0	0	31
PIP Coverage	0	1	0	0	1	0	0	0	0	0	0	0	0	0	0	1
Real Property	1	2	3	1	7	0	0	0	0	0	0	0	0	0	0	7
Tort Other	1	0	0	0	1	20	18	21	59	0	0	0	0	0	0	60
Toxic Tort	0	0	0	0	0	0	0	0	0	0	0	0	0	0	0	0
UM/UIM Bod Inj	0	0	0	0	0	16	11	3	30	0	0	0	0	0	0	30
Total	32	17	40	15	104	456	451	255	1,162	75	78	153	21	41	62	1,481

NOTE: Some Multicounty Litigation (MCL) cases were transferred in November 2014: Atlantic to Bergen = 8,935; Atlantic to Middlesex = 4,070.

CIVIL RESOLUTION SUMMARY BY CASETYPE
JULY 2022 - JUNE 2023
HUDSON

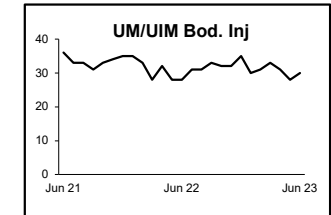
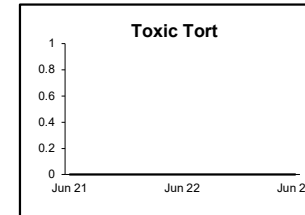
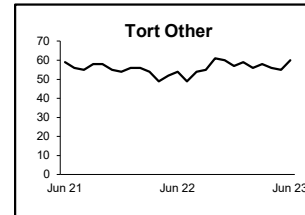
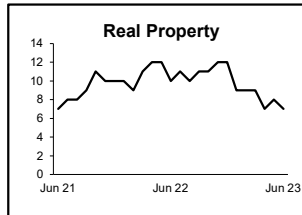
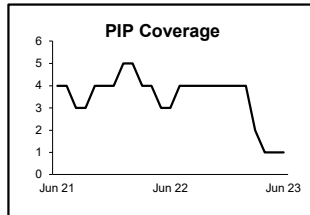
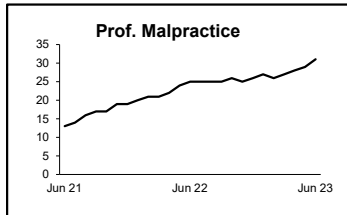
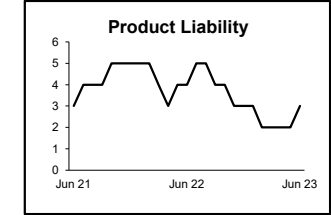
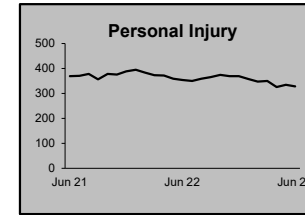
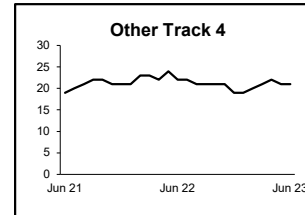
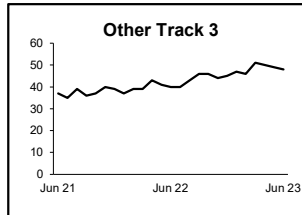
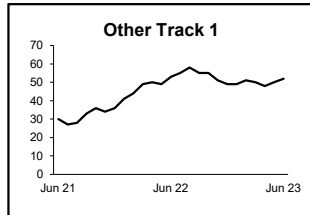
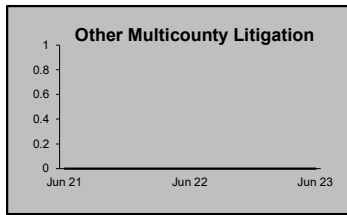
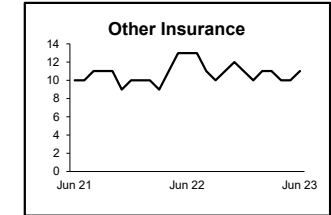
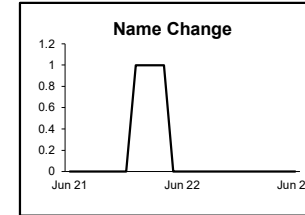
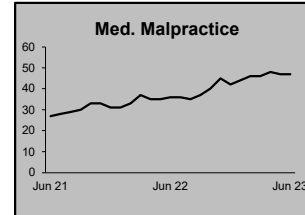
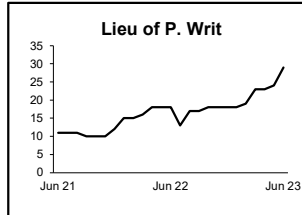
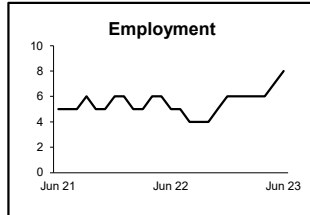
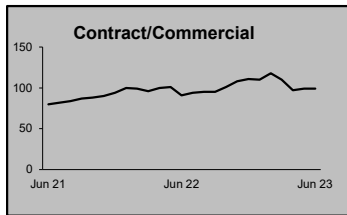
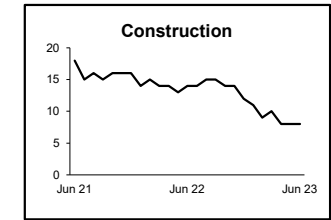
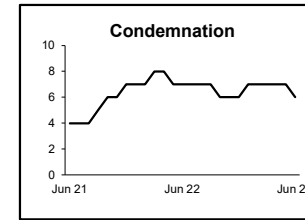
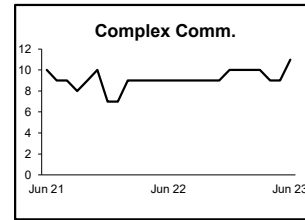
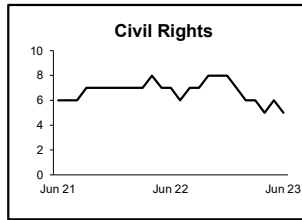
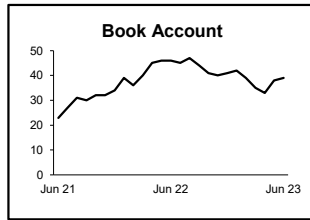
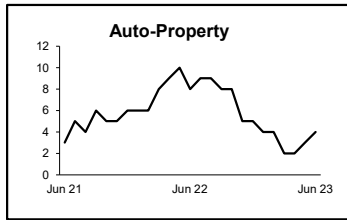
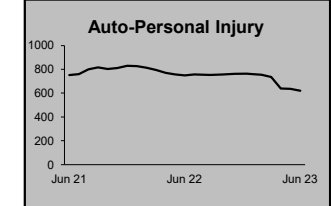
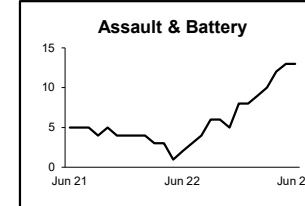
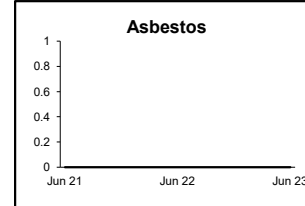
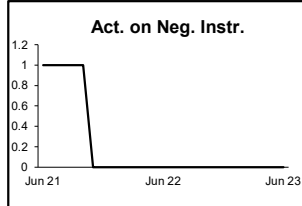
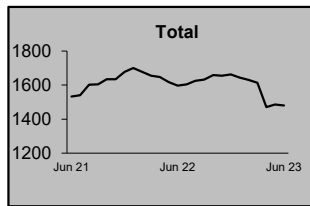
	Trial			Summary					Total	Percent resolved by					
	Jury	Nonjury	Total	Judgment	Settlement	Default Judgment	Dismiss	Other		Trial	Sum Jud	Settle	Default J	Dismiss	Other
Act on Neg Inst	0	0	0	0	2	0	0	1	3	0%	0%	67%	0%	0%	33%
Asbestos	0	0	0	0	0	0	0	0	0	0%	0%	0%	0%	0%	0%
Assault & Bat	0	0	0	0	7	1	5	0	13	0%	0%	54%	8%	38%	0%
Auto - Pers Inj	8	0	8	31	1,544	18	457	59	2,117	0%	1%	73%	1%	22%	3%
Auto - Property	0	0	0	0	29	29	21	1	80	0%	0%	36%	36%	26%	1%
Book Account	0	0	0	11	184	156	181	1	533	0%	2%	35%	29%	34%	0%
Civil Rights	0	0	0	0	8	0	3	3	14	0%	0%	57%	0%	21%	21%
Complex Commer	0	0	0	0	5	2	4	17	28	0%	0%	18%	7%	14%	61%
Condemnation	1	0	1	0	5	0	0	0	6	17%	0%	83%	0%	0%	0%
Construction	0	1	1	1	12	1	6	1	22	5%	5%	55%	5%	27%	5%
Contract/Commer	3	3	6	17	194	109	219	31	576	1%	3%	34%	19%	38%	5%
Employment	0	0	0	1	4	0	2	3	10	0%	10%	40%	0%	20%	30%
Lieu of P. Writ	0	5	5	0	8	0	12	2	27	19%	0%	30%	0%	44%	7%
Medical Malprac	0	0	0	3	21	0	9	3	36	0%	8%	58%	0%	25%	8%
Name Change	0	0	0	0	0	0	2	219	221	0%	0%	0%	0%	1%	99%
Other Insurance	0	0	0	1	14	0	9	6	30	0%	3%	47%	0%	30%	20%
Other MCL	0	0	0	0	0	0	0	0	0	0%	0%	0%	0%	0%	0%
Other Track 1	1	0	1	0	71	18	57	80	227	0%	0%	31%	8%	25%	35%
Other Track 3	0	0	0	5	72	0	24	16	117	0%	4%	62%	0%	21%	14%
Other Track 4	0	0	0	0	15	2	1	1	19	0%	0%	79%	11%	5%	5%
Personal Injury	4	0	4	32	481	3	138	35	693	1%	5%	69%	0%	20%	5%
Prod Liability	0	0	0	0	7	0	4	2	13	0%	0%	54%	0%	31%	15%
Prof Malpractic	0	0	0	2	8	0	9	0	19	0%	11%	42%	0%	47%	0%
PIP Coverage	0	0	0	0	12	1	3	0	16	0%	0%	75%	6%	19%	0%
Real Property	0	0	0	2	10	2	11	4	29	0%	7%	34%	7%	38%	14%
Tort Other	0	0	0	2	65	8	46	19	140	0%	1%	46%	6%	33%	14%
Toxic Tort	0	0	0	0	0	0	1	0	1	0%	0%	0%	0%	100%	0%
UM/UIB Bod Inj	1	0	1	0	71	2	14	1	89	1%	0%	80%	2%	16%	1%
Total	18	9	27	108	2,849	352	1,238	505	5,079	1%	2%	56%	7%	24%	10%



NOTE: Some Multicounty Litigation (MCL) cases were transferred in November 2014: Atlantic to Bergen = 8,935; Atlantic to Middlesex = 4,070.

**CIVIL BACKLOG BY CASETYPE
JUNE 2023
HUDSON**

	Total	Backlog	% chg
Jun 21		1,532	
Jun 22		1,597	4%
Jun 23		1,481	-7%



- 1) Casetypes with the state's largest backlogs are highlighted.
- 2) Some Multicounty Litigation (MCL) cases were transferred in November 2014: Atlantic to Bergen = 8,935; Atlantic to Middlesex = 4,070.

**CIVIL CASELOAD SUMMARY BY CASETYPE
JULY 2022 - JUNE 2023
HUNTERDON**

	Filings			Resolutions			Clearance		Backlog			Backlog Percent		Backlog Per 100 Monthly Filings		Active Pending		
	Jul 2021 to Jun 2022	Jul 2022 to Jun 2023	percent change	Jul 2021 to Jun 2022	Jul 2022 to Jun 2023	percent change	Jul 2022 - Jun 2023		Jun 2022	Jun 2023	percent change	Jun 2022	Jun 2023	Jun 2022	Jun 2023	Jun 2022	Jun 2023	percent change
							number	percent										
Act on Neg Inst	4	3	-25%	1	4	300%	1	133%	0	1		0%	50%	0	400	3	2	-33%
Asbestos	0	0	0%	0	0	0%	0	100%	0	0	0%	0%	0%	0	0	0	0	0%
Assault & Bat	10	3	-70%	6	2	-67%	-1	67%	1	1	0%	9%	8%	120	400	11	12	9%
Auto - Pers Inj	68	62	-9%	72	73	1%	11	118%	42	39	-7%	36%	37%	741	755	116	105	-9%
Auto - Property	8	6	-25%	8	7	-13%	1	117%	1	2	100%	20%	50%	150	400	5	4	-20%
Book Account	134	59	-56%	137	77	-44%	18	131%	6	6	0%	11%	15%	54	122	56	39	-30%
Civil Rights	15	8	-47%	6	6	0%	-2	75%	0	1		0%	7%	0	150	13	15	15%
Complex Comme	0	4		2	2	0%	-2	50%	4	2	-50%	80%	22%		600	5	9	80%
Condemnation	0	0	0%	0	0	0%	0	100%	0	0	0%	0%	0%	0	0	0	0	0%
Construction	7	4	-43%	3	4	33%	0	100%	2	1	-50%	29%	14%	343	300	7	7	0%
Contract/Comme	99	84	-15%	93	89	-4%	5	106%	16	15	-6%	20%	21%	194	214	79	73	-8%
Employment	1	5	400%	1	3	200%	-2	60%	0	0	0%	0%	0%	0	0	0	2	
Lieu of P. Writ	5	8	60%	5	5	0%	-3	63%	1	3	200%	13%	27%	240	450	8	11	38%
Medical Malprac	2	8	300%	6	7	17%	-1	88%	20	20	0%	71%	69%	12,000	3,000	28	29	4%
Name Change	81	82	1%	86	84	-2%	2	102%	0	0	0%	0%	0%	0	0	15	13	-13%
Other Insurance	9	5	-44%	13	6	-54%	1	120%	2	1	-50%	40%	33%	267	240	5	3	-40%
Other MCL	0	0	0%	0	0	0%	0	100%	0	0	0%	0%	0%	0	0	0	0	0%
Other Track 1	49	41	-16%	53	40	-25%	-1	98%	1	3	200%	5%	16%	24	88	20	19	-5%
Other Track 3	28	23	-18%	18	28	56%	5	122%	9	7	-22%	23%	20%	386	365	40	35	-13%
Other Track 4	0	4		2	2	0%	-2	50%	4	3	-25%	100%	50%		900	4	6	50%
Personal Injury	59	45	-24%	46	43	-7%	-2	96%	22	32	45%	27%	39%	447	853	81	83	2%
Prod Liability	4	6	50%	3	2	-33%	-4	33%	1	1	0%	33%	14%	300	200	3	7	133%
Prof Malpractic	1	5	400%	9	6	-33%	1	120%	6	5	-17%	50%	36%	7,200	1,200	12	14	17%
PIP Coverage	2	2	0%	5	2	-60%	0	100%	0	0	0%	0%	0%	0	0	0	0	0%
Real Property	8	4	-50%	5	6	20%	2	150%	0	3		0%	75%	0	900	6	4	-33%
Tort Other	18	14	-22%	18	17	-6%	3	121%	6	9	50%	29%	53%	400	771	21	17	-19%
Toxic Tort	0	1		0	1		0	100%	0	0	0%	0%	0%	0	0	0	0	0%
UM/UIIM Bod Inj	4	2	-50%	5	2	-60%	0	100%	1	5	400%	13%	63%	300	3,000	8	8	0%
Total	616	488	-21%	603	518	-14%	30	106%	145	160	10%	27%	31%	282	393	546	517	-5%

NOTE: Some Multicounty Litigation (MCL) cases were transferred in November 2014: Atlantic to Bergen = 8,935; Atlantic to Middlesex = 4,070.

CIVIL BACKLOG SUMMARY BY CASETYPE

June 2023

HUNTERDON

	Cases in Backlog															
	Track 1					Track 2				Track 3			Track 4			Total Backlog
	12 to 18 months	18 to 24 months	24 to 36 months	over 36 months	Total Track 1	18 to 24 months	24 to 36 months	over 36 months	Total Track 2	24 to 36 months	over 36 months	Total Track 3	24 to 36 months	over 36 months	Total Track 4	
Act on Neg Inst	1	0	0	0	1	0	0	0	0	0	0	0	0	0	0	1
Asbestos	0	0	0	0	0	0	0	0	0	0	0	0	0	0	0	0
Assault & Bat	0	0	0	0	0	0	0	0	0	1	0	1	0	0	0	1
Auto - Pers Inj	0	0	0	0	0	4	25	10	39	0	0	0	0	0	0	39
Auto - Property	0	0	0	0	0	1	1	0	2	0	0	0	0	0	0	2
Book Account	3	1	2	0	6	0	0	0	0	0	0	0	0	0	0	6
Civil Rights	0	0	0	0	0	0	0	0	0	1	0	1	0	0	0	1
Complex Comm	0	0	0	0	0	0	0	0	0	0	0	0	0	2	2	2
Condemnation	0	0	0	0	0	0	0	0	0	0	0	0	0	0	0	0
Construction	0	0	0	0	0	1	0	0	1	0	0	0	0	0	0	1
Contract/Comm	0	0	0	0	0	5	7	3	15	0	0	0	0	0	0	15
Employment	0	0	0	0	0	0	0	0	0	0	0	0	0	0	0	0
Lieu of P. Writ	0	0	0	0	0	0	0	0	0	0	0	0	3	0	3	3
Medical Malprac	0	0	0	0	0	0	0	0	0	6	14	20	0	0	0	20
Name Change	0	0	0	0	0	0	0	0	0	0	0	0	0	0	0	0
Other Insurance	1	0	0	0	1	0	0	0	0	0	0	0	0	0	0	1
Other MCL	0	0	0	0	0	0	0	0	0	0	0	0	0	0	0	0
Other Track 1	2	1	0	0	3	0	0	0	0	0	0	0	0	0	0	3
Other Track 3	0	0	0	0	0	0	0	0	0	2	5	7	0	0	0	7
Other Track 4	0	0	0	0	0	0	0	0	0	0	0	0	0	3	3	3
Personal Injury	0	0	0	0	0	11	15	6	32	0	0	0	0	0	0	32
Prod Liability	0	0	0	0	0	0	0	0	0	0	1	1	0	0	0	1
Prof Malpractic	0	0	0	0	0	0	0	0	0	1	4	5	0	0	0	5
PIP Coverage	0	0	0	0	0	0	0	0	0	0	0	0	0	0	0	0
Real Property	2	1	0	0	3	0	0	0	0	0	0	0	0	0	0	3
Tort Other	0	0	0	0	0	4	1	4	9	0	0	0	0	0	0	9
Toxic Tort	0	0	0	0	0	0	0	0	0	0	0	0	0	0	0	0
UM/UIM Bod Inj	0	0	0	0	0	2	2	1	5	0	0	0	0	0	0	5
Total	9	3	2	0	14	28	51	24	103	11	24	35	3	5	8	160

NOTE: Some Multicounty Litigation (MCL) cases were transferred in November 2014: Atlantic to Bergen = 8,935; Atlantic to Middlesex = 4,070.

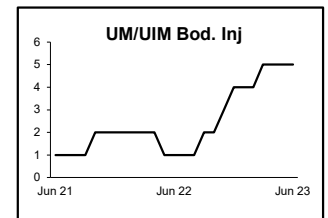
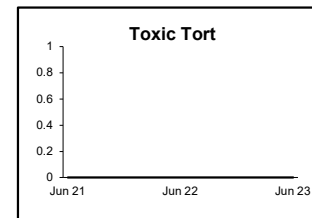
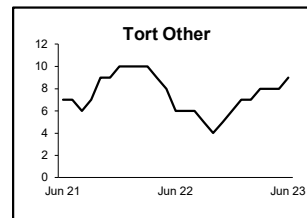
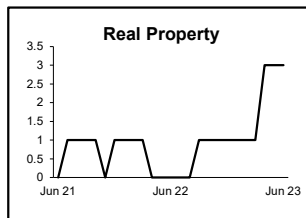
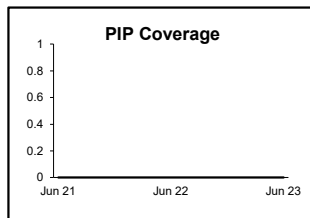
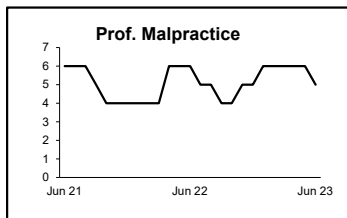
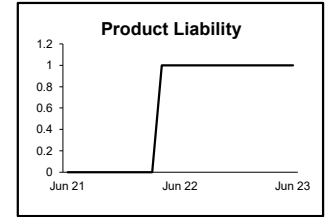
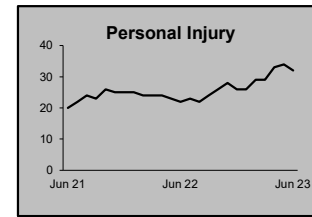
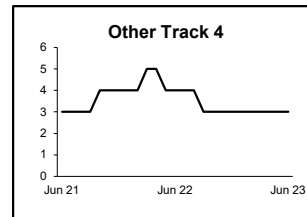
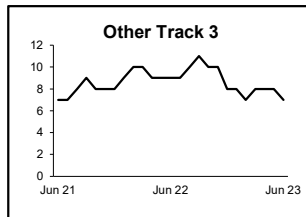
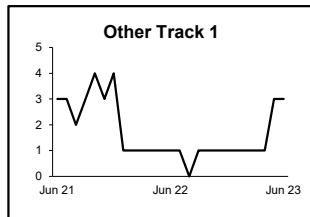
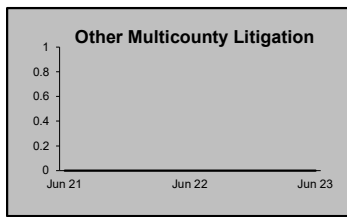
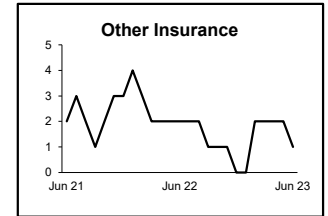

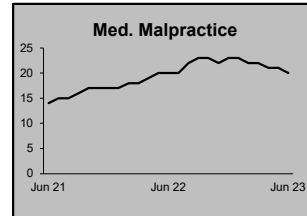
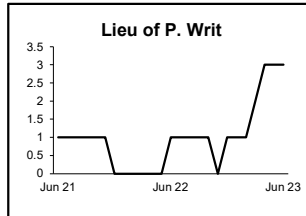
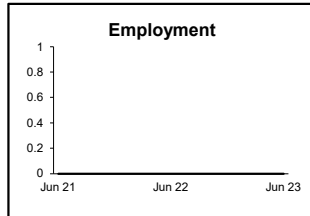
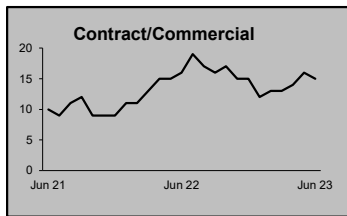
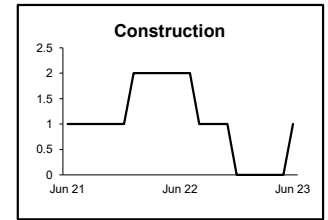
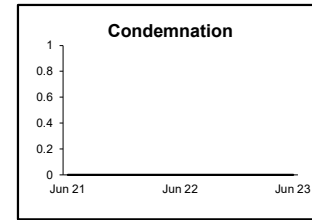
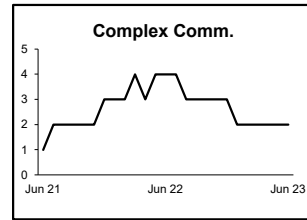
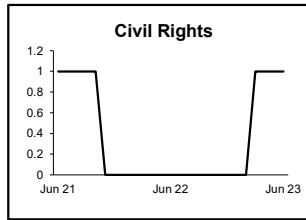
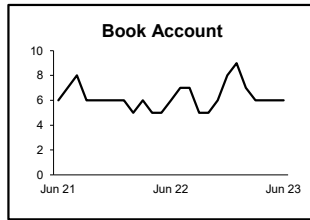
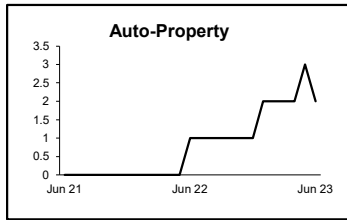
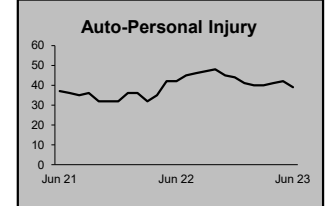
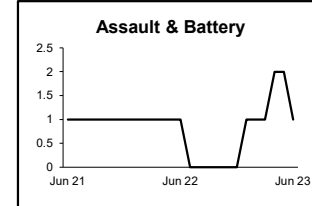
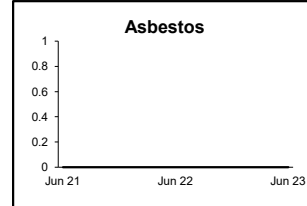
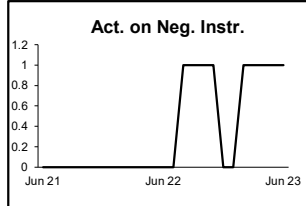
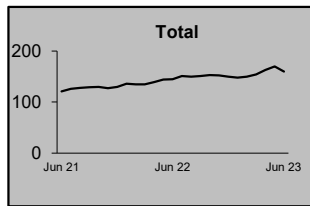
CIVIL RESOLUTION SUMMARY BY CASETYPE
JULY 2022 - JUNE 2023
HUNTERDON

	Trial			Summary					Total	Percent resolved by						Monthly Resolutions
	Jury	Nonjury	Total	Judgment	Settlement	Default Judgment	Dismiss	Other		Trial	Sum Jud	Settle	Default J	Dismiss	Other	
Act on Neg Inst	0	0	0	0	0	2	2	0	4	0%	0%	0%	50%	50%	0%	
Asbestos	0	0	0	0	0	0	0	0	0	0%	0%	0%	0%	0%	0%	
Assault & Bat	0	0	0	0	2	0	0	0	2	0%	0%	100%	0%	0%	0%	
Auto - Pers Inj	1	0	1	0	18	3	43	8	73	1%	0%	25%	4%	59%	11%	
Auto - Property	0	0	0	0	1	2	3	1	7	0%	0%	14%	29%	43%	14%	
Book Account	0	0	0	4	19	24	29	1	77	0%	5%	25%	31%	38%	1%	
Civil Rights	0	0	0	0	0	0	5	1	6	0%	0%	0%	0%	83%	17%	
Complex Commer	0	0	0	0	2	0	0	0	2	0%	0%	100%	0%	0%	0%	
Condemnation	0	0	0	0	0	0	0	0	0	0%	0%	0%	0%	0%	0%	
Construction	0	1	1	0	1	0	2	0	4	25%	0%	25%	0%	50%	0%	
Contract/Commer	0	0	0	4	21	12	45	7	89	0%	4%	24%	13%	51%	8%	
Employment	0	0	0	0	1	0	0	2	3	0%	0%	33%	0%	0%	67%	
Lieu of P. Writ	0	1	1	1	0	0	1	2	5	20%	20%	0%	0%	20%	40%	
Medical Malprac	0	0	0	0	4	0	3	0	7	0%	0%	57%	0%	43%	0%	
Name Change	0	0	0	0	0	0	3	81	84	0%	0%	0%	0%	4%	96%	
Other Insurance	0	0	0	1	2	0	3	0	6	0%	17%	33%	0%	50%	0%	
Other MCL	0	0	0	0	0	0	0	0	0	0%	0%	0%	0%	0%	0%	
Other Track 1	0	0	0	0	11	2	18	9	40	0%	0%	28%	5%	45%	23%	
Other Track 3	1	0	1	0	7	0	19	1	28	4%	0%	25%	0%	68%	4%	
Other Track 4	0	0	0	0	1	0	0	1	2	0%	0%	50%	0%	0%	50%	
Personal Injury	1	0	1	1	13	0	28	0	43	2%	2%	30%	0%	65%	0%	
Prod Liability	0	0	0	0	0	0	1	1	2	0%	0%	0%	0%	50%	50%	
Prof Malpractic	0	0	0	0	3	0	3	0	6	0%	0%	50%	0%	50%	0%	
PIP Coverage	0	0	0	0	0	0	1	1	2	0%	0%	0%	0%	50%	50%	
Real Property	0	0	0	0	0	1	4	1	6	0%	0%	0%	17%	67%	17%	
Tort Other	1	0	1	0	5	2	7	2	17	6%	0%	29%	12%	41%	12%	
Toxic Tort	0	0	0	0	0	0	1	0	1	0%	0%	0%	0%	100%	0%	
UM/UIM Bod Inj	0	0	0	0	1	0	1	0	2	0%	0%	50%	0%	50%	0%	
Total	4	2	6	11	112	48	222	119	518	1%	2%	22%	9%	43%	23%	

NOTE: Some Multicounty Litigation (MCL) cases were transferred in November 2014: Atlantic to Bergen = 8,935; Atlantic to Middlesex = 4,070.

**CIVIL BACKLOG BY CASETYPE
JUNE 2023
HUNTERDON**

	Total	Backlog	% chg
Jun 21	121		
Jun 22	145	20%	
Jun 23	160	10%	



- 1) Casetypes with the state's largest backlogs are highlighted.
- 2) Some Multicounty Litigation (MCL) cases were transferred in November 2014: Atlantic to Bergen = 8,935; Atlantic to Middlesex = 4,070.

**CIVIL CASELOAD SUMMARY BY CASETYPE
JULY 2022 - JUNE 2023
MERCER**

	Filings			Resolutions			Clearance		Backlog			Backlog Percent		Backlog Per 100 Monthly Filings		Active Pending		
	Jul 2021 to Jun 2022	Jul 2022 to Jun 2023	percent change	Jul 2021 to Jun 2022	Jul 2022 to Jun 2023	percent change	Jul 2022 - Jun 2023		Jun 2022	Jun 2023	percent change	Jun 2022	Jun 2023	Jun 2022	Jun 2023	Jun 2022	Jun 2023	percent change
							number	percent										
Act on Neg Inst	3	5	67%	3	3	0%	-2	60%	0	0	0%	0%	0%	0	0	2	4	100%
Asbestos	0	0	0%	0	0	0%	0	100%	0	0	0%	0%	0%	0	0	0	0	0%
Assault & Bat	70	11	-84%	14	8	-43%	-3	73%	19	33	74%	20%	33%	326	3,600	96	99	3%
Auto - Pers Inj	691	686	-1%	853	775	-9%	89	113%	233	253	9%	24%	29%	405	443	953	864	-9%
Auto - Property	50	37	-26%	48	49	2%	12	132%	0	2		0%	8%	0	65	36	24	-33%
Book Account	304	263	-13%	347	260	-25%	-3	99%	4	8	100%	3%	6%	16	37	122	125	2%
Civil Rights	64	47	-27%	35	37	6%	-10	79%	18	27	50%	23%	29%	338	689	79	92	16%
Complex Comme	8	20	150%	12	9	-25%	-11	45%	8	6	-25%	50%	23%	1,200	360	16	26	63%
Condemnation	3	4	33%	5	2	-60%	-2	50%	2	2	0%	100%	50%	800	600	2	4	100%
Construction	17	16	-6%	9	15	67%	-1	94%	6	9	50%	22%	32%	424	675	27	28	4%
Contract/Comme	252	327	30%	275	261	-5%	-66	80%	51	40	-22%	23%	14%	243	147	223	289	30%
Employment	16	19	19%	11	12	9%	-7	63%	3	2	-33%	27%	11%	225	126	11	18	64%
Lieu of P. Writ	33	17	-48%	32	32	0%	15	188%	4	2	-50%	15%	18%	145	141	26	11	-58%
Medical Malprac	42	34	-19%	35	55	57%	21	162%	55	46	-16%	47%	46%	1,571	1,624	118	99	-16%
Name Change	126	128	2%	126	129	2%	1	101%	0	0	0%	0%	0%	0	0	15	14	-7%
Other Insurance	24	20	-17%	26	22	-15%	2	110%	7	4	-43%	32%	20%	350	240	22	20	-9%
Other MCL	19	4	-79%	19	4	-79%	0	100%	0	0	0%	0%	0%	0	0	0	0	0%
Other Track 1	213	200	-6%	185	204	10%	4	102%	26	32	23%	19%	24%	146	192	140	134	-4%
Other Track 3	110	150	36%	143	136	-5%	-14	91%	70	72	3%	34%	33%	764	576	204	218	7%
Other Track 4	18	17	-6%	13	19	46%	2	112%	5	9	80%	20%	39%	333	635	25	23	-8%
Personal Injury	382	317	-17%	358	328	-8%	11	103%	144	158	10%	26%	29%	452	598	560	547	-2%
Prod Liability	28	12	-57%	42	12	-71%	0	100%	2	2	0%	20%	20%	86	200	10	10	0%
Prof Malpractic	13	27	108%	23	26	13%	-1	96%	19	19	0%	41%	39%	1,754	844	46	49	7%
PIP Coverage	10	8	-20%	8	7	-13%	-1	88%	0	0	0%	0%	0%	0	0	4	5	25%
Real Property	14	8	-43%	10	9	-10%	1	113%	2	2	0%	22%	25%	171	300	9	8	-11%
Tort Other	103	78	-24%	76	77	1%	-1	99%	18	42	133%	15%	34%	210	646	118	122	3%
Toxic Tort	2	1	-50%	4	0	-100%	-1	0%	0	2		0%	50%	0	2,400	2	4	100%
UM/UIM Bod Inj	63	50	-21%	66	56	-15%	6	112%	16	15	-6%	21%	22%	305	360	75	69	-8%
Total	2,678	2,506	-6%	2,778	2,547	-8%	41	102%	712	787	11%	24%	27%	319	377	2,941	2,906	-1%

NOTE: Some Multicounty Litigation (MCL) cases were transferred in November 2014: Atlantic to Bergen = 8,935; Atlantic to Middlesex = 4,070.

CIVIL BACKLOG SUMMARY BY CASETYPE

June 2023

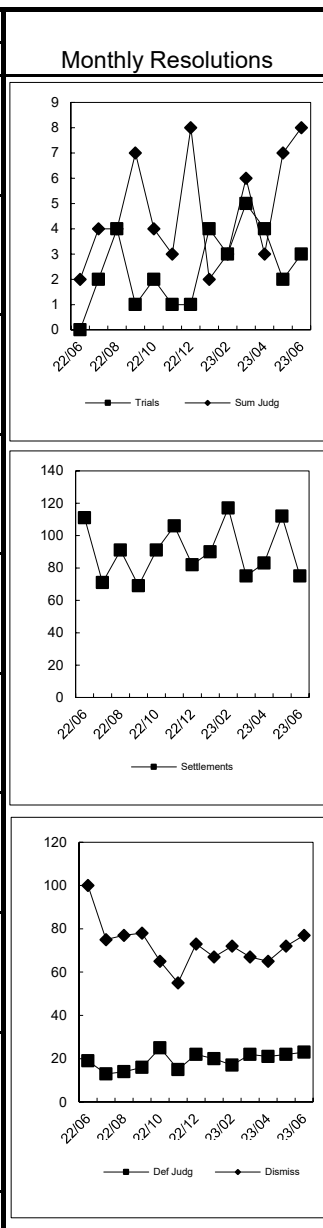
MERCER

	Cases in Backlog															
	Track 1					Track 2				Track 3			Track 4			Total Backlog
	12 to 18 months	18 to 24 months	24 to 36 months	over 36 months	Total Track 1	18 to 24 months	24 to 36 months	over 36 months	Total Track 2	24 to 36 months	over 36 months	Total Track 3	24 to 36 months	over 36 months	Total Track 4	
Act on Neg Inst	0	0	0	0	0	0	0	0	0	0	0	0	0	0	0	0
Asbestos	0	0	0	0	0	0	0	0	0	0	0	0	0	0	0	0
Assault & Bat	0	0	0	0	0	0	0	0	0	18	15	33	0	0	0	33
Auto - Pers Inj	0	0	0	0	0	98	121	33	252	1	0	1	0	0	0	253
Auto - Property	0	0	0	0	0	2	0	0	2	0	0	0	0	0	0	2
Book Account	0	0	0	0	0	7	1	0	8	0	0	0	0	0	0	8
Civil Rights	0	0	0	0	0	0	0	0	0	16	8	24	0	3	3	27
Complex Comm	0	0	0	0	0	0	0	0	0	0	0	0	1	5	6	6
Condemnation	0	0	1	0	1	0	0	0	0	0	1	1	0	0	0	2
Construction	0	0	0	0	0	2	4	3	9	0	0	0	0	0	0	9
Contract/Comm	0	0	0	0	0	8	19	13	40	0	0	0	0	0	0	40
Employment	0	0	0	0	0	2	0	0	2	0	0	0	0	0	0	2
Lieu of P. Writ	0	0	0	0	0	0	0	0	0	0	0	0	0	2	2	2
Medical Malprac	0	0	0	0	0	0	0	0	0	21	25	46	0	0	0	46
Name Change	0	0	0	0	0	0	0	0	0	0	0	0	0	0	0	0
Other Insurance	0	0	0	0	0	2	1	1	4	0	0	0	0	0	0	4
Other MCL	0	0	0	0	0	0	0	0	0	0	0	0	0	0	0	0
Other Track 1	2	0	2	2	6	5	2	1	8	7	10	17	0	1	1	32
Other Track 3	0	0	0	0	0	0	0	0	0	33	39	72	0	0	0	72
Other Track 4	0	0	0	0	0	0	0	0	0	0	0	0	4	5	9	9
Personal Injury	0	0	0	0	0	57	49	28	134	23	1	24	0	0	0	158
Prod Liability	0	0	0	0	0	0	0	0	0	1	1	2	0	0	0	2
Prof Malpractic	0	0	0	0	0	0	0	0	0	11	8	19	0	0	0	19
PIP Coverage	0	0	0	0	0	0	0	0	0	0	0	0	0	0	0	0
Real Property	0	0	0	0	0	0	1	1	2	0	0	0	0	0	0	2
Tort Other	0	0	0	0	0	7	5	6	18	24	0	24	0	0	0	42
Toxic Tort	0	0	0	0	0	0	0	0	0	1	1	2	0	0	0	2
UM/UIM Bod Inj	0	0	0	0	0	7	5	3	15	0	0	0	0	0	0	15
Total	2	0	3	2	7	197	208	89	494	156	109	265	5	16	21	787

NOTE: Some Multicounty Litigation (MCL) cases were transferred in November 2014: Atlantic to Bergen = 8,935; Atlantic to Middlesex = 4,070.

CIVIL RESOLUTION SUMMARY BY CASETYPE
JULY 2022 - JUNE 2023
MERCER

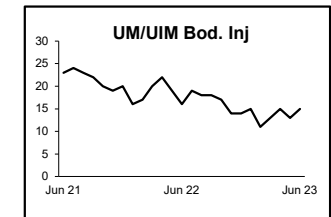
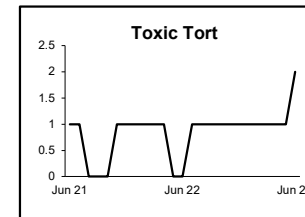
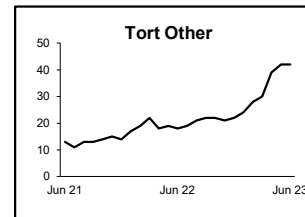
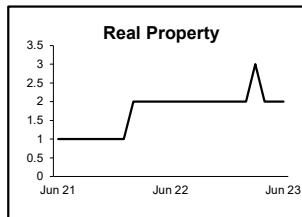
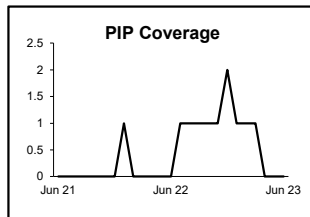
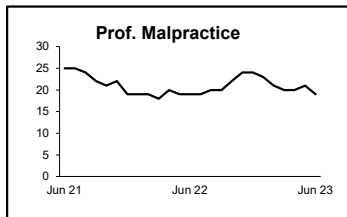
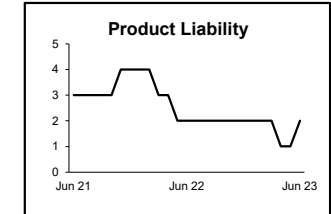
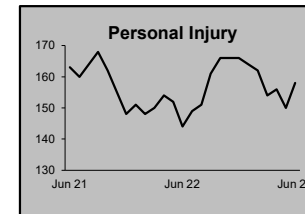
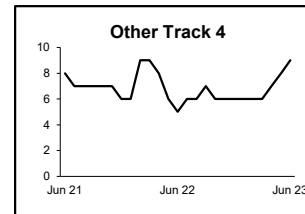
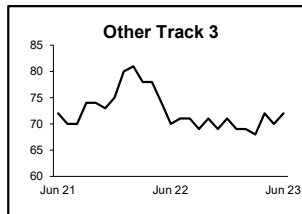
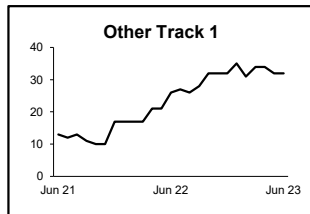
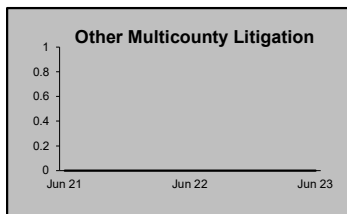
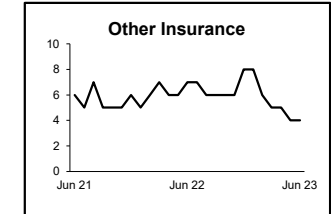

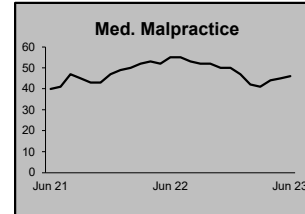
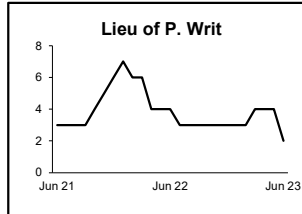
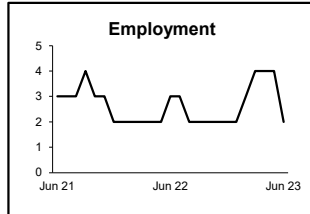
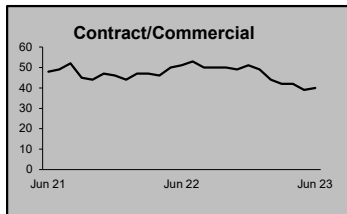
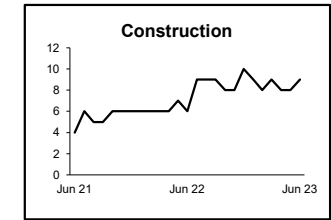
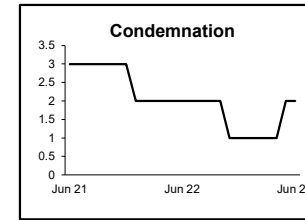
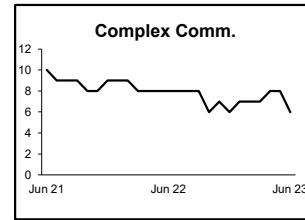
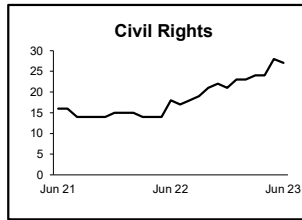
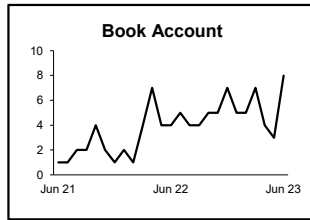
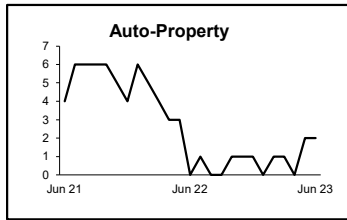
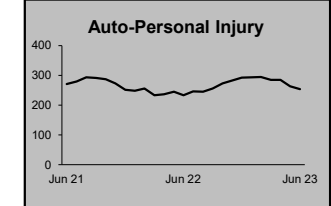
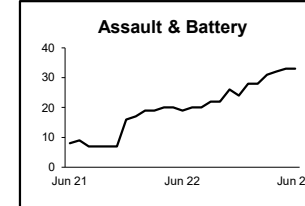
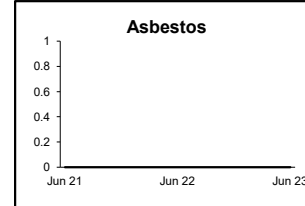
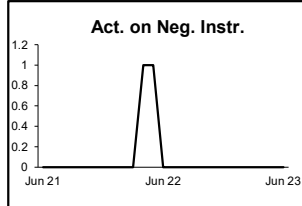
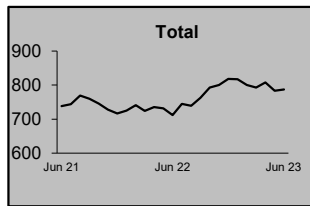
	Trial			Summary					Total	Percent resolved by					
	Jury	Nonjury	Total	Judgment	Settlement	Default Judgment	Dismiss	Other		Trial	Sum Jud	Settle	Default J	Dismiss	Other
Act on Neg Inst	0	0	0	0	0	0	3	0	3	0%	0%	0%	0%	100%	0%
Asbestos	0	0	0	0	0	0	0	0	0	0%	0%	0%	0%	0%	0%
Assault & Bat	1	0	1	0	3	0	4	0	8	13%	0%	38%	0%	50%	0%
Auto - Pers Inj	15	1	16	5	465	7	250	32	775	2%	1%	60%	1%	32%	4%
Auto - Property	0	0	0	0	11	18	20	0	49	0%	0%	22%	37%	41%	0%
Book Account	0	0	0	4	53	114	85	4	260	0%	2%	20%	44%	33%	2%
Civil Rights	0	0	0	2	5	0	23	7	37	0%	5%	14%	0%	62%	19%
Complex Commer	1	0	1	0	3	0	2	3	9	11%	0%	33%	0%	22%	33%
Condemnation	0	0	0	0	1	0	1	0	2	0%	0%	50%	0%	50%	0%
Construction	0	0	0	0	5	5	5	0	15	0%	0%	33%	33%	33%	0%
Contract/Commer	1	1	2	8	75	53	99	24	261	1%	3%	29%	20%	38%	9%
Employment	0	0	0	0	2	1	8	1	12	0%	0%	17%	8%	67%	8%
Lieu of P. Writ	0	0	0	5	0	0	21	6	32	0%	16%	0%	0%	66%	19%
Medical Malprac	2	0	2	1	34	0	14	4	55	4%	2%	62%	0%	25%	7%
Name Change	0	0	0	0	0	0	4	125	129	0%	0%	0%	0%	3%	97%
Other Insurance	0	0	0	3	2	1	11	5	22	0%	14%	9%	5%	50%	23%
Other MCL	0	0	0	0	0	0	0	4	4	0%	0%	0%	0%	0%	100%
Other Track 1	0	3	3	5	32	11	98	55	204	1%	2%	16%	5%	48%	27%
Other Track 3	1	0	1	13	59	0	44	19	136	1%	10%	43%	0%	32%	14%
Other Track 4	0	0	0	0	6	2	10	1	19	0%	0%	32%	11%	53%	5%
Personal Injury	4	0	4	4	214	4	86	16	328	1%	1%	65%	1%	26%	5%
Prod Liability	0	0	0	0	3	0	4	5	12	0%	0%	25%	0%	33%	42%
Prof Malpractic	0	0	0	0	19	1	6	0	26	0%	0%	73%	4%	23%	0%
PIP Coverage	0	0	0	0	5	0	1	1	7	0%	0%	71%	0%	14%	14%
Real Property	0	0	0	0	3	1	3	2	9	0%	0%	33%	11%	33%	22%
Tort Other	0	0	0	8	27	11	25	6	77	0%	10%	35%	14%	32%	8%
Toxic Tort	0	0	0	0	0	0	0	0	0	0%	0%	0%	0%	0%	0%
UM/UIB Bod Inj	2	0	2	1	35	1	16	1	56	4%	2%	63%	2%	29%	2%
Total	27	5	32	59	1,062	230	843	321	2,547	1%	2%	42%	9%	33%	13%



NOTE: Some Multicounty Litigation (MCL) cases were transferred in November 2014: Atlantic to Bergen = 8,935; Atlantic to Middlesex = 4,070.

**CIVIL BACKLOG BY CASETYPE
JUNE 2023
MERCER**

	Total	Backlog	% chg
Jun 21	738		
Jun 22	712		-4%
Jun 23	787		11%



1) Casetypes with the state's largest backlogs are highlighted.

2) Some Multicounty Litigation (MCL) cases were transferred in November 2014: Atlantic to Bergen = 8,935; Atlantic to Middlesex = 4,070.

**CIVIL CASELOAD SUMMARY BY CASETYPE
JULY 2022 - JUNE 2023
MIDDLESEX**

	Filings			Resolutions			Clearance		Backlog			Backlog Percent		Backlog Per 100 Monthly Filings		Active Pending		
	Jul 2021 to Jun 2022	Jul 2022 to Jun 2023	percent change	Jul 2021 to Jun 2022	Jul 2022 to Jun 2023	percent change	Jul 2022 - Jun 2023		Jun 2022	Jun 2023	percent change	Jun 2022	Jun 2023	Jun 2022	Jun 2023	Jun 2022	Jun 2023	percent change
							number	percent										
Act on Neg Inst	10	3	-70%	4	10	150%	7	333%	1	0	-100%	11%	0%	120	0	9	2	-78%
Asbestos	118	184	56%	71	173	144%	-11	94%	540	542	0%	67%	66%	5,492	3,535	809	827	2%
Assault & Bat	26	19	-27%	17	21	24%	2	111%	10	21	110%	19%	40%	462	1,326	53	52	-2%
Auto - Pers Inj	2,840	2,937	3%	3,688	3,207	-13%	270	109%	1,193	993	-17%	29%	26%	504	406	4,126	3,858	-6%
Auto - Property	81	92	14%	63	100	59%	8	109%	9	5	-44%	14%	9%	133	65	66	58	-12%
Book Account	725	556	-23%	885	546	-38%	-10	98%	16	10	-38%	6%	4%	26	22	275	283	3%
Civil Rights	22	23	5%	21	22	5%	-1	96%	7	12	71%	21%	32%	382	626	34	37	9%
Complex Comme	34	38	12%	40	38	-5%	0	100%	31	28	-10%	56%	49%	1,094	884	55	57	4%
Condemnation	27	25	-7%	16	21	31%	-4	84%	2	1	-50%	13%	6%	89	48	15	18	20%
Construction	31	25	-19%	27	34	26%	9	136%	12	10	-17%	31%	33%	465	480	39	30	-23%
Contract/Comme	689	876	27%	726	840	16%	-36	96%	112	44	-61%	19%	7%	195	60	601	634	5%
Employment	29	33	14%	22	34	55%	1	103%	9	8	-11%	26%	26%	372	291	34	31	-9%
Lieu of P. Writ	26	35	35%	20	43	115%	8	123%	8	6	-25%	20%	19%	369	206	40	31	-23%
Medical Malprac	123	150	22%	138	139	1%	-11	93%	116	121	4%	39%	39%	1,132	968	296	307	4%
Name Change	277	268	-3%	295	270	-8%	2	101%	0	0	0%	0%	0%	0	0	33	32	-3%
Other Insurance	41	36	-12%	36	34	-6%	-2	94%	3	7	133%	10%	23%	88	233	29	30	3%
Other MCL	183	72	-61%	1,041	481	-54%	409	668%	3,833	3,932	3%	86%	97%	25,134	65,533	4,447	4,037	-9%
Other Track 1	415	357	-14%	365	398	9%	41	111%	19	19	0%	8%	10%	55	64	237	198	-16%
Other Track 3	217	219	1%	230	239	4%	20	109%	48	36	-25%	17%	13%	265	197	286	267	-7%
Other Track 4	17	21	24%	20	32	60%	11	152%	19	15	-21%	48%	52%	1,341	857	40	29	-28%
Personal Injury	983	1,083	10%	1,126	1,005	-11%	-78	93%	442	437	-1%	30%	28%	540	484	1,475	1,547	5%
Prod Liability	93	100	8%	98	100	2%	0	100%	15	12	-20%	25%	19%	194	144	59	62	5%
Prof Malpractic	36	37	3%	42	47	12%	10	127%	27	19	-30%	38%	27%	900	616	72	70	-3%
PIP Coverage	16	21	31%	21	11	-48%	-10	52%	0	0	0%	0%	0%	0	0	4	14	250%
Real Property	25	21	-16%	15	25	67%	4	119%	1	2	100%	6%	17%	48	114	17	12	-29%
Tort Other	156	138	-12%	144	157	9%	19	114%	25	31	24%	16%	23%	192	270	152	133	-13%
Toxic Tort	5	6	20%	6	3	-50%	-3	50%	3	2	-33%	75%	29%	720	400	4	7	75%
UM/UIIM Bod Inj	211	211	0%	254	242	-5%	31	115%	64	59	-8%	23%	23%	364	336	284	257	-10%
Total	7,456	7,586	2%	9,431	8,272	-12%	686	109%	6,565	6,372	-3%	48%	49%	1,057	1,008	13,591	12,920	-5%

NOTE: Some Multicounty Litigation (MCL) cases were transferred in November 2014: Atlantic to Bergen = 8,935; Atlantic to Middlesex = 4,070.

CIVIL BACKLOG SUMMARY BY CASETYPE

June 2023

MIDDLESEX

	Cases in Backlog															
	Track 1					Track 2				Track 3			Track 4			Total Backlog
	12 to 18 months	18 to 24 months	24 to 36 months	over 36 months	Total Track 1	18 to 24 months	24 to 36 months	over 36 months	Total Track 2	24 to 36 months	over 36 months	Total Track 3	24 to 36 months	over 36 months	Total Track 4	
Act on Neg Inst	0	0	0	0	0	0	0	0	0	0	0	0	0	0	0	0
Asbestos	0	0	0	0	0	0	0	0	0	0	0	0	137	405	542	542
Assault & Bat	0	0	0	0	0	0	0	0	0	15	6	21	0	0	0	21
Auto - Pers Inj	0	0	0	0	0	458	409	126	993	0	0	0	0	0	0	993
Auto - Property	0	0	0	0	0	2	1	2	5	0	0	0	0	0	0	5
Book Account	9	1	0	0	10	0	0	0	0	0	0	0	0	0	0	10
Civil Rights	0	0	0	0	0	0	0	0	0	8	4	12	0	0	0	12
Complex Comm	0	0	0	0	0	0	0	0	0	0	0	0	5	23	28	28
Condemnation	0	0	0	0	0	0	0	0	0	0	1	1	0	0	0	1
Construction	0	0	0	0	0	1	7	2	10	0	0	0	0	0	0	10
Contract/Comm	0	0	0	0	0	20	19	5	44	0	0	0	0	0	0	44
Employment	0	0	0	0	0	3	5	0	8	0	0	0	0	0	0	8
Lieu of P. Writ	0	0	0	0	0	0	0	0	0	0	0	0	2	4	6	6
Medical Malprac	0	0	0	0	0	0	0	0	0	63	58	121	0	0	0	121
Name Change	0	0	0	0	0	0	0	0	0	0	0	0	0	0	0	0
Other Insurance	5	1	1	0	7	0	0	0	0	0	0	0	0	0	0	7
Other MCL	0	0	0	0	0	0	0	0	0	0	0	0	505	3,427	3,932	3,932
Other Track 1	14	2	0	0	16	3	0	0	3	0	0	0	0	0	0	19
Other Track 3	0	0	0	0	0	0	0	0	0	27	9	36	0	0	0	36
Other Track 4	0	0	0	0	0	0	0	0	0	0	0	0	6	9	15	15
Personal Injury	0	0	0	0	0	212	165	60	437	0	0	0	0	0	0	437
Prod Liability	0	0	0	0	0	0	0	0	0	8	4	12	0	0	0	12
Prof Malpractic	0	0	0	0	0	0	0	0	0	10	9	19	0	0	0	19
PIP Coverage	0	0	0	0	0	0	0	0	0	0	0	0	0	0	0	0
Real Property	0	2	0	0	2	0	0	0	0	0	0	0	0	0	0	2
Tort Other	0	0	0	0	0	12	15	4	31	0	0	0	0	0	0	31
Toxic Tort	0	0	0	0	0	0	0	0	0	1	1	2	0	0	0	2
UM/UIM Bod Inj	0	0	0	0	0	28	27	4	59	0	0	0	0	0	0	59
Total	28	6	1	0	35	739	648	203	1,590	132	92	224	655	3,868	4,523	6,372

NOTE: Some Multicounty Litigation (MCL) cases were transferred in November 2014: Atlantic to Bergen = 8,935; Atlantic to Middlesex = 4,070.

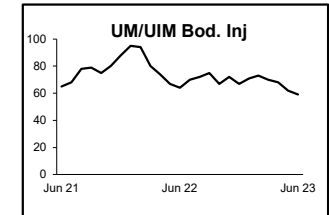
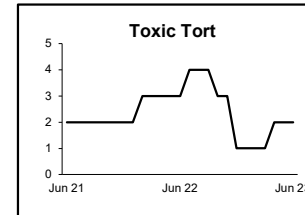
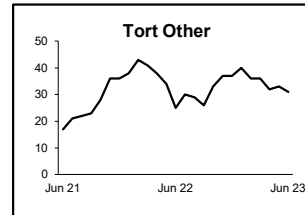
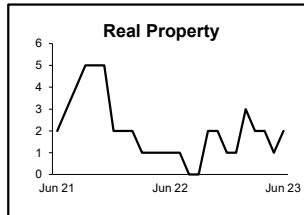
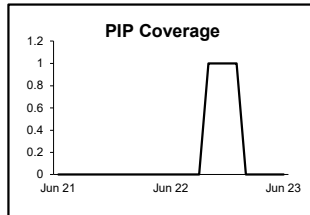
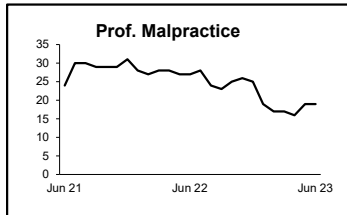
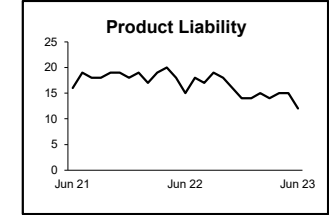
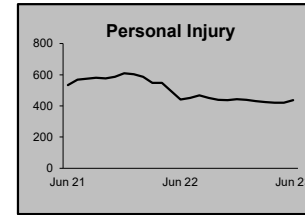
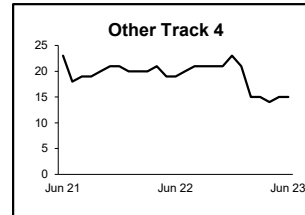
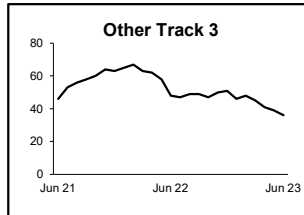
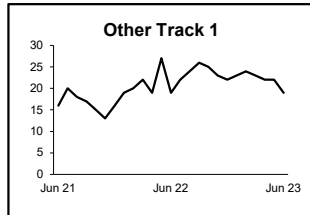
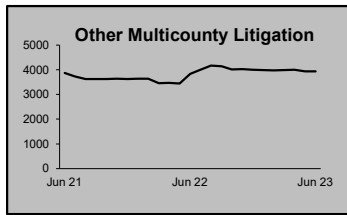
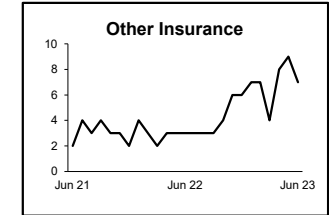

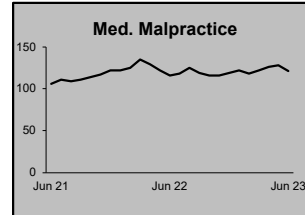
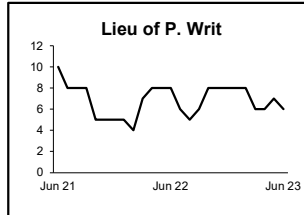
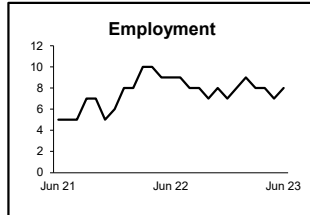
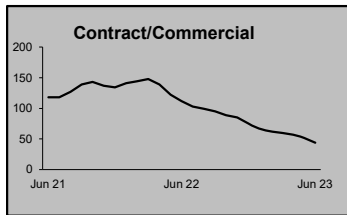
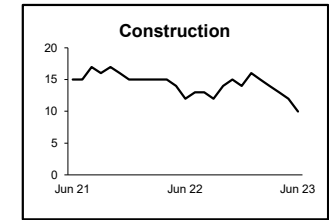
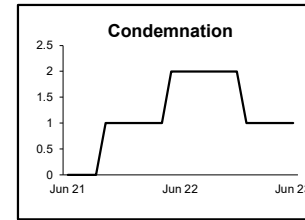
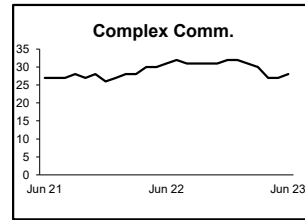
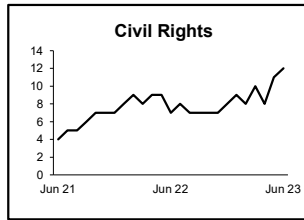
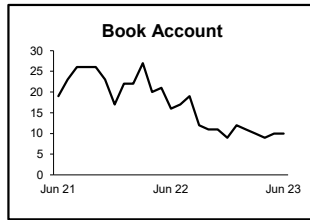
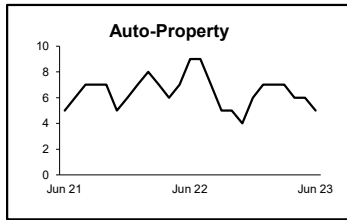
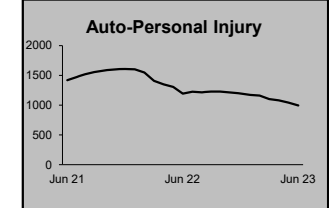
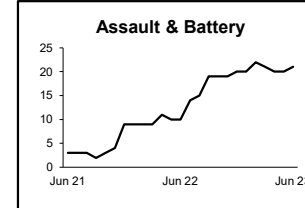
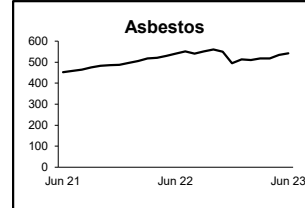
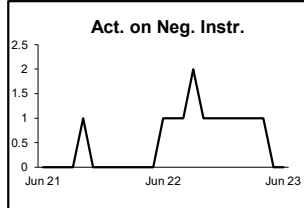
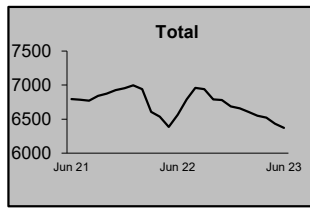
CIVIL RESOLUTION SUMMARY BY CASETYPE
JULY 2022 - JUNE 2023
MIDDLESEX

	Trial			Summary					Total	Percent resolved by						Monthly Resolutions
	Jury	Nonjury	Total	Judgment	Settlement	Default Judgment	Dismiss	Other		Trial	Sum Jud	Settle	Default J	Dismiss	Other	
Act on Neg Inst	0	0	0	1	0	4	4	1	10	0%	10%	0%	40%	40%	10%	
Asbestos	0	0	0	0	136	0	36	1	173	0%	0%	79%	0%	21%	1%	
Assault & Bat	0	0	0	0	7	0	11	3	21	0%	0%	33%	0%	52%	14%	
Auto - Pers Inj	56	2	58	5	1,087	16	1,893	148	3,207	2%	0%	34%	0%	59%	5%	
Auto - Property	0	0	0	1	11	23	63	2	100	0%	1%	11%	23%	63%	2%	
Book Account	0	0	0	7	75	192	263	9	546	0%	1%	14%	35%	48%	2%	
Civil Rights	1	0	1	0	5	0	14	2	22	5%	0%	23%	0%	64%	9%	
Complex Commer	0	0	0	0	8	1	25	4	38	0%	0%	21%	3%	66%	11%	
Condemnation	1	0	1	0	2	0	6	12	21	5%	0%	10%	0%	29%	57%	
Construction	1	0	1	0	4	6	21	2	34	3%	0%	12%	18%	62%	6%	
Contract/Commer	7	10	17	15	164	164	438	42	840	2%	2%	20%	20%	52%	5%	
Employment	0	0	0	0	8	0	20	6	34	0%	0%	24%	0%	59%	18%	
Lieu of P. Writ	0	5	5	0	3	0	30	5	43	12%	0%	7%	0%	70%	12%	
Medical Malprac	6	0	6	0	59	0	61	13	139	4%	0%	42%	0%	44%	9%	
Name Change	0	0	0	0	0	0	23	247	270	0%	0%	0%	0%	9%	91%	
Other Insurance	0	0	0	0	6	2	23	3	34	0%	0%	18%	6%	68%	9%	
Other MCL	0	0	0	0	0	0	479	2	481	0%	0%	0%	0%	100%	0%	
Other Track 1	0	1	1	4	67	29	218	79	398	0%	1%	17%	7%	55%	20%	
Other Track 3	3	1	4	1	67	0	136	31	239	2%	0%	28%	0%	57%	13%	
Other Track 4	1	1	2	1	1	5	16	7	32	6%	3%	3%	16%	50%	22%	
Personal Injury	10	0	10	1	406	9	495	84	1,005	1%	0%	40%	1%	49%	8%	
Prod Liability	0	0	0	0	14	0	12	74	100	0%	0%	14%	0%	12%	74%	
Prof Malpractic	0	0	0	0	19	1	24	3	47	0%	0%	40%	2%	51%	6%	
PIP Coverage	0	0	0	0	2	0	8	1	11	0%	0%	18%	0%	73%	9%	
Real Property	0	1	1	1	3	0	14	6	25	4%	4%	12%	0%	56%	24%	
Tort Other	1	3	4	2	36	12	96	7	157	3%	1%	23%	8%	61%	4%	
Toxic Tort	0	0	0	0	2	0	1	0	3	0%	0%	67%	0%	33%	0%	
UM/UIB Bod Inj	0	0	0	1	90	5	139	7	242	0%	0%	37%	2%	57%	3%	
Total	87	24	111	40	2,282	469	4,569	801	8,272	1%	0%	28%	6%	55%	10%	

NOTE: Some Multicounty Litigation (MCL) cases were transferred in November 2014: Atlantic to Bergen = 8,935; Atlantic to Middlesex = 4,070.

**CIVIL BACKLOG BY CASETYPE
JUNE 2023
MIDDLESEX**

	Total	Backlog	% chg
Jun 21		6,796	
Jun 22		6,565	-3%
Jun 23		6,372	-3%



1) Casetypes with the state's largest backlogs are highlighted.

2) Some Multicounty Litigation (MCL) cases were transferred in November 2014: Atlantic to Bergen = 8,935; Atlantic to Middlesex = 4,070.

**CIVIL CASELOAD SUMMARY BY CASETYPE
JULY 2022 - JUNE 2023
MONMOUTH**

	Filings			Resolutions			Clearance		Backlog			Backlog Percent		Backlog Per 100 Monthly Filings		Active Pending		
	Jul 2021	Jul 2022	percent change	Jul 2021	Jul 2022	percent change	Jul 2022 - Jun 2023		Jun 2022	Jun 2023	percent change	Jun 2022	Jun 2023	Jun 2022	Jun 2023	Jun 2022	Jun 2023	percent change
	to Jun 2022	to Jun 2023		to Jun 2022	to Jun 2023		number	percent										
Act on Neg Inst	10	4	-60%	11	7	-36%	3	175%	0	2		0%	40%	0	600	8	5	-38%
Asbestos	0	1		0	1		0	100%	0	0	0%	0%	0%	0	0	0	0	0%
Assault & Bat	29	18	-38%	27	23	-15%	5	128%	10	13	30%	20%	27%	414	867	51	49	-4%
Auto - Pers Inj	1,117	1,106	-1%	1,363	1,127	-17%	21	102%	377	428	14%	24%	28%	405	464	1,572	1,551	-1%
Auto - Property	48	49	2%	50	47	-6%	-2	96%	4	2	-50%	11%	5%	100	49	38	40	5%
Book Account	598	409	-32%	692	428	-38%	19	105%	20	18	-10%	8%	8%	40	53	266	237	-11%
Civil Rights	19	16	-16%	15	13	-13%	-3	81%	5	1	-80%	28%	5%	316	75	18	21	17%
Complex Comme	16	32	100%	37	17	-54%	-15	53%	24	20	-17%	69%	39%	1,800	750	35	51	46%
Condemnation	13	25	92%	11	15	36%	-10	60%	2	7	250%	13%	27%	185	336	16	26	63%
Construction	43	43	0%	42	45	7%	2	105%	14	18	29%	25%	33%	391	502	57	55	-4%
Contract/Comme	560	637	14%	639	562	-12%	-75	88%	94	89	-5%	19%	16%	201	168	484	566	17%
Employment	17	10	-41%	22	13	-41%	3	130%	2	3	50%	13%	25%	141	360	16	12	-25%
Lieu of P. Writ	41	52	27%	46	55	20%	3	106%	16	11	-31%	25%	17%	468	254	63	63	0%
Medical Malprac	93	84	-10%	170	106	-38%	22	126%	85	96	13%	35%	43%	1,097	1,371	245	225	-8%
Name Change	204	209	2%	210	211	0%	2	101%	0	0	0%	0%	0%	0	0	43	42	-2%
Other Insurance	31	24	-23%	59	26	-56%	2	108%	6	4	-33%	29%	21%	232	200	21	19	-10%
Other MCL	0	0	0%	0	0	0%	0	100%	0	0	0%	0%	0%	0	0	0	0	0%
Other Track 1	257	265	3%	277	232	-16%	-33	88%	43	54	26%	26%	27%	201	245	168	202	20%
Other Track 3	119	142	19%	121	129	7%	-13	91%	36	29	-19%	20%	15%	363	245	180	195	8%
Other Track 4	23	20	-13%	19	20	5%	0	100%	24	28	17%	41%	48%	1,252	1,680	58	58	0%
Personal Injury	565	584	3%	637	615	-3%	31	105%	267	248	-7%	30%	29%	567	510	897	865	-4%
Prod Liability	15	15	0%	16	18	13%	3	120%	11	7	-36%	44%	30%	880	560	25	23	-8%
Prof Malpractic	30	50	67%	42	57	36%	7	114%	39	27	-31%	44%	32%	1,560	648	89	85	-4%
PIP Coverage	13	13	0%	20	10	-50%	-3	77%	0	0	0%	0%	0%	0	0	4	7	75%
Real Property	39	32	-18%	26	44	69%	12	138%	10	7	-30%	29%	35%	308	263	34	20	-41%
Tort Other	144	160	11%	151	159	5%	-1	99%	30	26	-13%	19%	17%	250	195	155	151	-3%
Toxic Tort	1	1	0%	2	1	-50%	0	100%	0	0	0%	0%	0%	0	0	1	1	0%
UM/UIM Bod Inj	89	70	-21%	106	83	-22%	13	119%	29	30	3%	25%	29%	391	514	115	102	-11%
Total	4,134	4,071	-2%	4,811	4,064	-16%	-7	100%	1,148	1,168	2%	25%	25%	333	344	4,659	4,671	0%

NOTE: Some Multicounty Litigation (MCL) cases were transferred in November 2014: Atlantic to Bergen = 8,935; Atlantic to Middlesex = 4,070.

CIVIL BACKLOG SUMMARY BY CASETYPE

June 2023

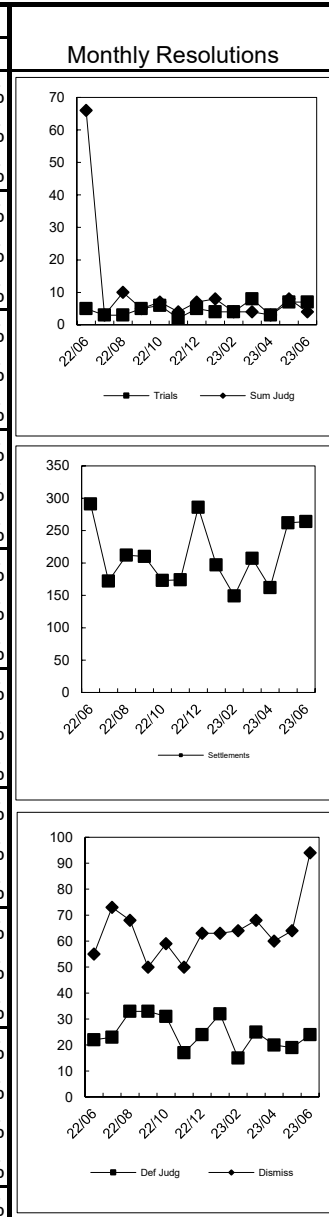
MONMOUTH

	Cases in Backlog															
	Track 1					Track 2				Track 3			Track 4			Total Backlog
	12 to 18 months	18 to 24 months	24 to 36 months	over 36 months	Total Track 1	18 to 24 months	24 to 36 months	over 36 months	Total Track 2	24 to 36 months	over 36 months	Total Track 3	24 to 36 months	over 36 months	Total Track 4	
Act on Neg Inst	0	2	0	0	2	0	0	0	0	0	0	0	0	0	0	2
Asbestos	0	0	0	0	0	0	0	0	0	0	0	0	0	0	0	0
Assault & Bat	0	0	0	0	0	0	0	0	0	9	4	13	0	0	0	13
Auto - Pers Inj	0	0	0	0	0	199	177	52	428	0	0	0	0	0	0	428
Auto - Property	0	0	0	0	0	0	2	0	2	0	0	0	0	0	0	2
Book Account	11	5	2	0	18	0	0	0	0	0	0	0	0	0	0	18
Civil Rights	0	0	0	0	0	0	0	0	0	1	0	1	0	0	0	1
Complex Comm	0	0	0	0	0	0	0	0	0	0	0	0	4	16	20	20
Condemnation	0	0	0	0	0	0	0	0	0	5	2	7	0	0	0	7
Construction	0	0	0	0	0	7	7	4	18	0	0	0	0	0	0	18
Contract/Comm	0	0	0	0	0	31	42	16	89	0	0	0	0	0	0	89
Employment	0	0	0	0	0	1	1	1	3	0	0	0	0	0	0	3
Lieu of P. Writ	0	0	0	0	0	0	0	0	0	0	0	0	5	6	11	11
Medical Malprac	0	0	0	0	0	0	0	0	0	52	44	96	0	0	0	96
Name Change	0	0	0	0	0	0	0	0	0	0	0	0	0	0	0	0
Other Insurance	1	1	0	2	4	0	0	0	0	0	0	0	0	0	0	4
Other MCL	0	0	0	0	0	0	0	0	0	0	0	0	0	0	0	0
Other Track 1	19	15	10	8	52	1	1	0	2	0	0	0	0	0	0	54
Other Track 3	0	0	0	0	0	0	0	0	0	18	11	29	0	0	0	29
Other Track 4	0	0	0	0	0	0	0	0	0	0	0	0	11	17	28	28
Personal Injury	0	0	0	0	0	105	99	44	248	0	0	0	0	0	0	248
Prod Liability	0	0	0	0	0	0	0	0	0	3	4	7	0	0	0	7
Prof Malpractic	0	0	0	0	0	0	0	0	0	10	17	27	0	0	0	27
PIP Coverage	0	0	0	0	0	0	0	0	0	0	0	0	0	0	0	0
Real Property	4	2	1	0	7	0	0	0	0	0	0	0	0	0	0	7
Tort Other	0	0	0	0	0	9	13	4	26	0	0	0	0	0	0	26
Toxic Tort	0	0	0	0	0	0	0	0	0	0	0	0	0	0	0	0
UM/UIM Bod Inj	0	0	0	0	0	21	8	1	30	0	0	0	0	0	0	30
Total	35	25	13	10	83	374	350	122	846	98	82	180	20	39	59	1,168

NOTE: Some Multicounty Litigation (MCL) cases were transferred in November 2014: Atlantic to Bergen = 8,935; Atlantic to Middlesex = 4,070.

**CIVIL RESOLUTION SUMMARY BY CASETYPE
JULY 2022 - JUNE 2023
MONMOUTH**

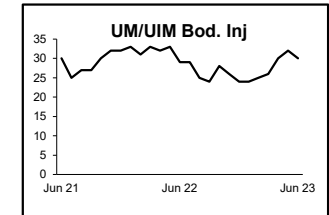
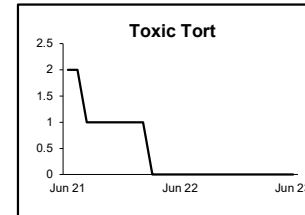
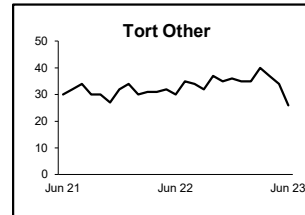
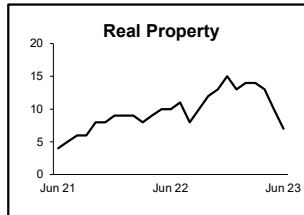
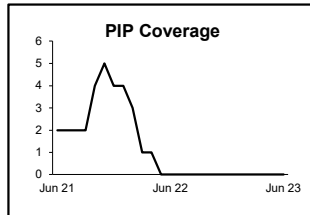
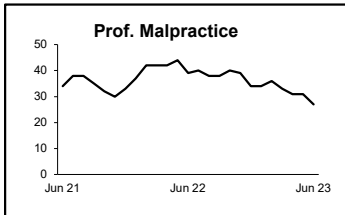
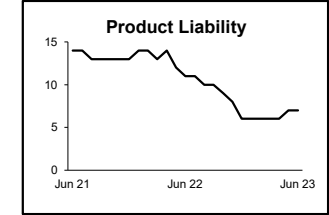
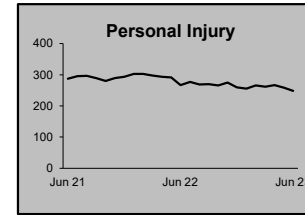
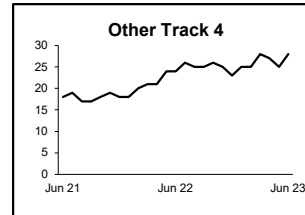
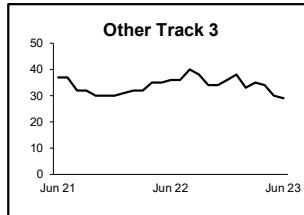
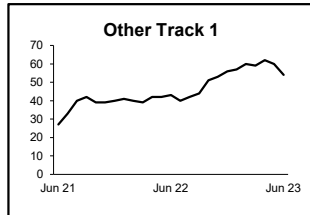
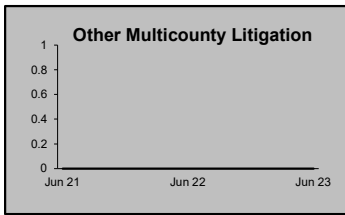
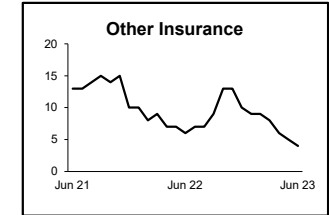
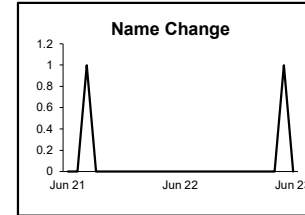
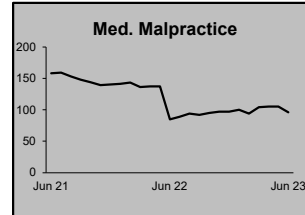
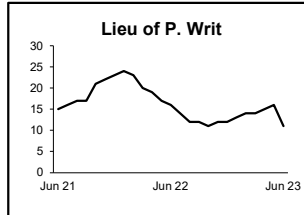
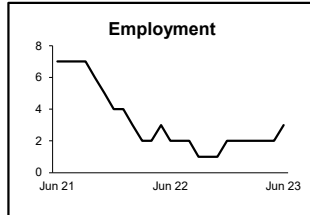
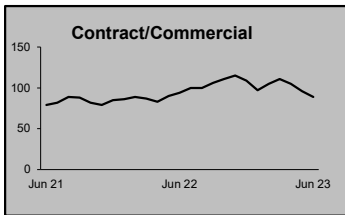
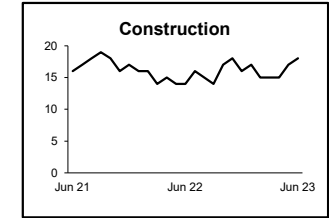
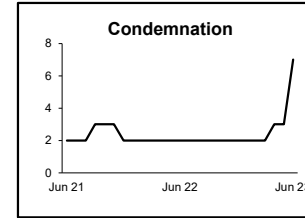
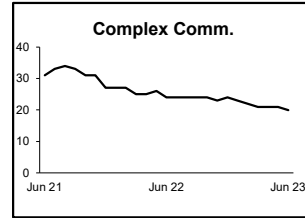
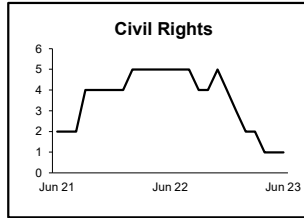
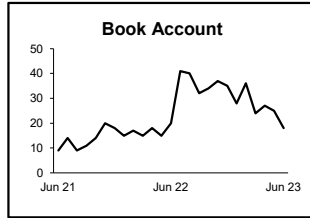
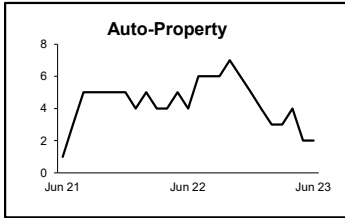
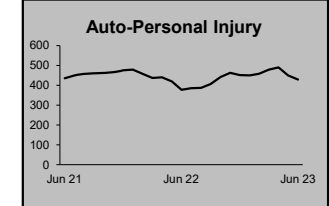
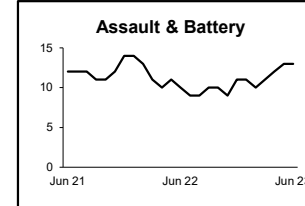
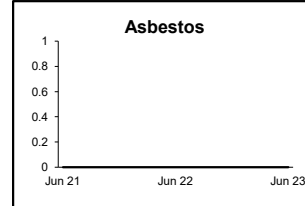
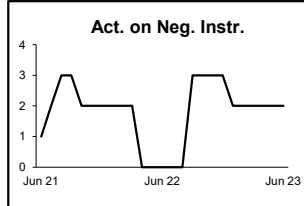
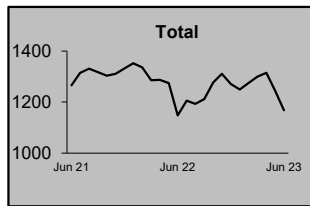
	Trial			Summary					Total	Percent resolved by						Monthly Resolutions
	Jury	Nonjury	Total	Judgment	Settlement	Default Judgment	Dismiss	Other		Trial	Sum Jud	Settle	Default J	Dismiss	Other	
Act on Neg Inst	0	0	0	1	3	2	1	0	7	0%	14%	43%	29%	14%	0%	
Asbestos	0	0	0	0	0	0	0	1	1	0%	0%	0%	0%	0%	100%	
Assault & Bat	0	1	1	0	12	0	9	1	23	4%	0%	52%	0%	39%	4%	
Auto - Pers Inj	17	2	19	9	901	3	160	35	1,127	2%	1%	80%	0%	14%	3%	
Auto - Property	0	0	0	0	29	9	8	1	47	0%	0%	62%	19%	17%	2%	
Book Account	1	0	1	8	140	156	120	3	428	0%	2%	33%	36%	28%	1%	
Civil Rights	0	0	0	1	6	0	4	2	13	0%	8%	46%	0%	31%	15%	
Complex Commer	0	0	0	2	8	0	2	5	17	0%	12%	47%	0%	12%	29%	
Condemnation	0	0	0	0	8	0	2	5	15	0%	0%	53%	0%	13%	33%	
Construction	0	0	0	1	23	1	19	1	45	0%	2%	51%	2%	42%	2%	
Contract/Commer	0	2	2	14	287	91	152	16	562	0%	2%	51%	16%	27%	3%	
Employment	0	0	0	0	6	1	4	2	13	0%	0%	46%	8%	31%	15%	
Lieu of P. Writ	0	11	11	1	16	0	16	11	55	20%	2%	29%	0%	29%	20%	
Medical Malprac	6	0	6	0	74	0	24	2	106	6%	0%	70%	0%	23%	2%	
Name Change	0	0	0	0	0	0	12	199	211	0%	0%	0%	0%	6%	94%	
Other Insurance	0	0	0	1	15	1	4	5	26	0%	4%	58%	4%	15%	19%	
Other MCL	0	0	0	0	0	0	0	0	0	0%	0%	0%	0%	0%	0%	
Other Track 1	1	2	3	2	124	11	54	38	232	1%	1%	53%	5%	23%	16%	
Other Track 3	2	0	2	4	95	0	13	15	129	2%	3%	74%	0%	10%	12%	
Other Track 4	0	0	0	2	14	1	3	0	20	0%	10%	70%	5%	15%	0%	
Personal Injury	6	1	7	13	459	4	101	31	615	1%	2%	75%	1%	16%	5%	
Prod Liability	0	0	0	0	11	0	2	5	18	0%	0%	61%	0%	11%	28%	
Prof Malpractic	2	0	2	2	36	0	13	4	57	4%	4%	63%	0%	23%	7%	
PIP Coverage	0	0	0	0	7	0	1	2	10	0%	0%	70%	0%	10%	20%	
Real Property	1	0	1	2	26	2	9	4	44	2%	5%	59%	5%	20%	9%	
Tort Other	0	0	0	3	96	14	34	12	159	0%	2%	60%	9%	21%	8%	
Toxic Tort	0	0	0	0	0	0	1	0	1	0%	0%	0%	0%	100%	0%	
UM/UIB Bod Inj	2	0	2	1	72	0	8	0	83	2%	1%	87%	0%	10%	0%	
Total	38	19	57	67	2,468	296	776	400	4,064	1%	2%	61%	7%	19%	10%	



NOTE: Some Multicounty Litigation (MCL) cases were transferred in November 2014: Atlantic to Bergen = 8,935; Atlantic to Middlesex = 4,070.

**CIVIL BACKLOG BY CASETYPE
JUNE 2023
MONMOUTH**

	Total	Backlog	% chg
Jun 21		1,266	
Jun 22		1,148	-9%
Jun 23		1,168	2%



1) Casetypes with the state's largest backlogs are highlighted.

2) Some Multicounty Litigation (MCL) cases were transferred in November 2014: Atlantic to Bergen = 8,935; Atlantic to Middlesex = 4,070.

**CIVIL CASELOAD SUMMARY BY CASETYPE
JULY 2022 - JUNE 2023
MORRIS**

	Filings			Resolutions			Clearance		Backlog			Backlog Percent		Backlog Per 100 Monthly Filings		Active Pending		
	Jul 2021 to Jun 2022	Jul 2022 to Jun 2023	percent change	Jul 2021 to Jun 2022	Jul 2022 to Jun 2023	percent change	Jul 2022 - Jun 2023		Jun 2022	Jun 2023	percent change	Jun 2022	Jun 2023	Jun 2022	Jun 2023	Jun 2022	Jun 2023	percent change
							number	percent										
Act on Neg Inst	3	4	33%	3	8	167%	4	200%	2	0	-100%	50%	0%	800	0	4	0	-100%
Asbestos	0	0	0%	0	0	0%	0	100%	0	0	0%	0%	0%	0	0	0	0	0%
Assault & Bat	28	1	-96%	26	11	-58%	10	1100%	7	31	343%	16%	84%	300	37,200	43	37	-14%
Auto - Pers Inj	498	458	-8%	546	591	8%	133	129%	258	193	-25%	32%	29%	622	506	799	666	-17%
Auto - Property	21	35	67%	22	32	45%	-3	91%	2	0	-100%	11%	0%	114	0	18	21	17%
Book Account	391	309	-21%	472	313	-34%	4	101%	23	8	-65%	13%	6%	71	31	182	141	-23%
Civil Rights	18	10	-44%	15	11	-27%	1	110%	1	2	100%	7%	14%	67	240	15	14	-7%
Complex Comme	14	28	100%	23	27	17%	-1	96%	33	28	-15%	70%	51%	2,829	1,200	47	55	17%
Condemnation	5	6	20%	1	5	400%	-1	83%	0	0	0%	0%	0%	0	0	5	6	20%
Construction	24	21	-13%	29	25	-14%	4	119%	13	15	15%	33%	41%	650	857	40	37	-8%
Contract/Comme	435	491	13%	456	494	8%	3	101%	85	73	-14%	21%	16%	234	178	410	451	10%
Employment	13	21	62%	10	21	110%	0	100%	3	3	0%	18%	20%	277	171	17	15	-12%
Lieu of P. Writ	25	19	-24%	27	24	-11%	5	126%	3	4	33%	10%	20%	144	253	29	20	-31%
Medical Malprac	41	53	29%	36	50	39%	-3	94%	88	82	-7%	58%	53%	2,576	1,857	151	156	3%
Name Change	155	152	-2%	150	173	15%	21	114%	0	0	0%	0%	0%	0	0	33	12	-64%
Other Insurance	26	24	-8%	24	26	8%	2	108%	16	4	-75%	55%	20%	738	200	29	20	-31%
Other MCL	0	1		0	0	0%	-1	0%	0	0	0%	0%	0%	0	0	0	0	0%
Other Track 1	159	178	12%	158	180	14%	2	101%	20	3	-85%	20%	4%	151	20	102	75	-26%
Other Track 3	88	90	2%	93	87	-6%	-3	97%	35	39	11%	27%	29%	477	520	130	135	4%
Other Track 4	10	14	40%	16	18	13%	4	129%	12	12	0%	43%	40%	1,440	1,029	28	30	7%
Personal Injury	369	308	-17%	367	328	-11%	20	106%	183	181	-1%	34%	35%	595	705	546	517	-5%
Prod Liability	16	11	-31%	67	17	-75%	6	155%	16	14	-13%	53%	52%	1,200	1,527	30	27	-10%
Prof Malpractic	35	16	-54%	25	35	40%	19	219%	23	23	0%	36%	44%	789	1,725	64	52	-19%
PIP Coverage	27	35	30%	32	33	3%	-2	94%	3	0	-100%	23%	0%	133	0	13	15	15%
Real Property	19	13	-32%	16	18	13%	5	138%	4	1	-75%	27%	20%	253	92	15	5	-67%
Tort Other	100	74	-26%	91	100	10%	26	135%	33	20	-39%	33%	24%	396	324	101	84	-17%
Toxic Tort	0	0	0%	3	1	-67%	1	100%	1	1	0%	50%	100%			2	1	-50%
UM/UIM Bod Inj	14	26	86%	22	17	-23%	-9	65%	7	8	14%	32%	26%	600	369	22	31	41%
Total	2,534	2,398	-5%	2,730	2,645	-3%	247	110%	871	745	-14%	30%	28%	412	373	2,875	2,623	-9%

NOTE: Some Multicounty Litigation (MCL) cases were transferred in November 2014: Atlantic to Bergen = 8,935; Atlantic to Middlesex = 4,070.

CIVIL BACKLOG SUMMARY BY CASETYPE

June 2023

MORRIS

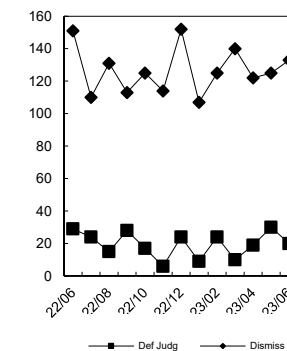
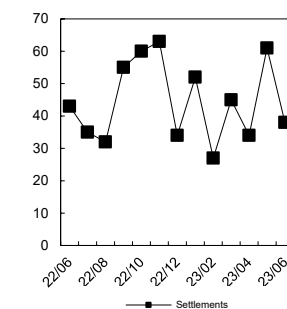
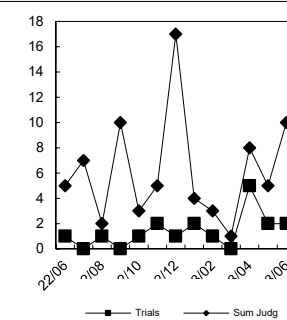
	Cases in Backlog															
	Track 1					Track 2				Track 3			Track 4			Total Backlog
	12 to 18 months	18 to 24 months	24 to 36 months	over 36 months	Total Track 1	18 to 24 months	24 to 36 months	over 36 months	Total Track 2	24 to 36 months	over 36 months	Total Track 3	24 to 36 months	over 36 months	Total Track 4	
Act on Neg Inst	0	0	0	0	0	0	0	0	0	0	0	0	0	0	0	0
Asbestos	0	0	0	0	0	0	0	0	0	0	0	0	0	0	0	0
Assault & Bat	0	0	0	0	0	0	0	0	0	23	8	31	0	0	0	31
Auto - Pers Inj	0	0	0	0	0	84	90	19	193	0	0	0	0	0	0	193
Auto - Property	0	0	0	0	0	0	0	0	0	0	0	0	0	0	0	0
Book Account	5	2	0	1	8	0	0	0	0	0	0	0	0	0	0	8
Civil Rights	0	0	0	0	0	0	0	0	0	2	0	2	0	0	0	2
Complex Comm	0	0	0	0	0	0	0	0	0	0	0	0	6	22	28	28
Condemnation	0	0	0	0	0	0	0	0	0	0	0	0	0	0	0	0
Construction	0	0	0	0	0	5	9	1	15	0	0	0	0	0	0	15
Contract/Comm	0	0	0	0	0	33	38	2	73	0	0	0	0	0	0	73
Employment	0	0	0	0	0	1	2	0	3	0	0	0	0	0	0	3
Lieu of P. Writ	0	0	0	0	0	0	0	0	0	0	0	0	4	0	4	4
Medical Malprac	0	0	0	0	0	0	0	0	0	26	56	82	0	0	0	82
Name Change	0	0	0	0	0	0	0	0	0	0	0	0	0	0	0	0
Other Insurance	1	2	1	0	4	0	0	0	0	0	0	0	0	0	0	4
Other MCL	0	0	0	0	0	0	0	0	0	0	0	0	0	0	0	0
Other Track 1	1	1	0	0	2	1	0	0	1	0	0	0	0	0	0	3
Other Track 3	0	0	0	0	0	0	0	0	0	18	21	39	0	0	0	39
Other Track 4	0	0	0	0	0	0	0	0	0	0	0	0	5	7	12	12
Personal Injury	0	0	0	0	0	84	77	20	181	0	0	0	0	0	0	181
Prod Liability	0	0	0	0	0	0	0	0	0	7	7	14	0	0	0	14
Prof Malpractic	0	0	0	0	0	0	0	0	0	9	14	23	0	0	0	23
PIP Coverage	0	0	0	0	0	0	0	0	0	0	0	0	0	0	0	0
Real Property	1	0	0	0	1	0	0	0	0	0	0	0	0	0	0	1
Tort Other	0	0	0	0	0	10	6	4	20	0	0	0	0	0	0	20
Toxic Tort	0	0	0	0	0	0	0	0	0	1	0	1	0	0	0	1
UM/UIM Bod Inj	0	0	0	0	0	5	3	0	8	0	0	0	0	0	0	8
Total	8	5	1	1	15	223	225	46	494	86	106	192	15	29	44	745

NOTE: Some Multicounty Litigation (MCL) cases were transferred in November 2014: Atlantic to Bergen = 8,935; Atlantic to Middlesex = 4,070.

CIVIL RESOLUTION SUMMARY BY CASETYPE
JULY 2022 - JUNE 2023
MORRIS

	Trial			Summary					Total	Percent resolved by					
	Jury	Nonjury	Total	Judgment	Settlement	Default Judgment	Dismiss	Other		Trial	Sum Jud	Settle	Default J	Dismiss	Other
Act on Neg Inst	0	0	0	3	0	1	3	1	8	0%	38%	0%	13%	38%	13%
Asbestos	0	0	0	0	0	0	0	0	0	0%	0%	0%	0%	0%	0%
Assault & Bat	0	0	0	0	0	0	11	0	11	0%	0%	0%	0%	100%	0%
Auto - Pers Inj	4	0	4	8	171	1	389	18	591	1%	1%	29%	0%	66%	3%
Auto - Property	0	0	0	1	6	4	21	0	32	0%	3%	19%	13%	66%	0%
Book Account	0	1	1	12	49	109	140	2	313	0%	4%	16%	35%	45%	1%
Civil Rights	0	0	0	0	1	0	10	0	11	0%	0%	9%	0%	91%	0%
Complex Commer	0	1	1	1	3	0	18	4	27	4%	4%	11%	0%	67%	15%
Condemnation	0	0	0	2	1	0	1	1	5	0%	40%	20%	0%	20%	20%
Construction	0	0	0	1	7	1	16	0	25	0%	4%	28%	4%	64%	0%
Contract/Commer	2	2	4	26	75	94	275	20	494	1%	5%	15%	19%	56%	4%
Employment	0	2	2	0	1	0	15	3	21	10%	0%	5%	0%	71%	14%
Lieu of P. Writ	0	1	1	2	0	1	16	4	24	4%	8%	0%	4%	67%	17%
Medical Malprac	0	0	0	0	19	0	28	3	50	0%	0%	38%	0%	56%	6%
Name Change	0	0	0	0	0	0	5	168	173	0%	0%	0%	0%	3%	97%
Other Insurance	0	0	0	0	2	1	22	1	26	0%	0%	8%	4%	85%	4%
Other MCL	0	0	0	0	0	0	0	0	0	0%	0%	0%	0%	0%	0%
Other Track 1	0	0	0	12	38	7	81	42	180	0%	7%	21%	4%	45%	23%
Other Track 3	0	0	0	0	20	0	60	7	87	0%	0%	23%	0%	69%	8%
Other Track 4	0	0	0	0	3	2	12	1	18	0%	0%	17%	11%	67%	6%
Personal Injury	1	0	1	5	100	0	214	8	328	0%	2%	30%	0%	65%	2%
Prod Liability	0	0	0	0	5	0	9	3	17	0%	0%	29%	0%	53%	18%
Prof Malpractic	1	0	1	0	11	0	23	0	35	3%	0%	31%	0%	66%	0%
PIP Coverage	0	0	0	2	1	0	27	3	33	0%	6%	3%	0%	82%	9%
Real Property	0	0	0	0	3	2	12	1	18	0%	0%	17%	11%	67%	6%
Tort Other	1	1	2	0	16	3	75	4	100	2%	0%	16%	3%	75%	4%
Toxic Tort	0	0	0	0	1	0	0	0	1	0%	0%	100%	0%	0%	0%
UM/UIB Bod Inj	0	0	0	0	3	0	14	0	17	0%	0%	18%	0%	82%	0%
Total	9	8	17	75	536	226	1,497	294	2,645	1%	3%	20%	9%	57%	11%

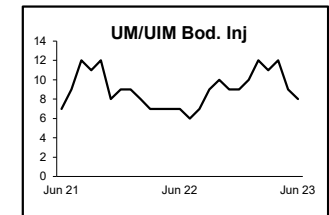
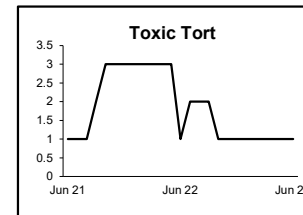
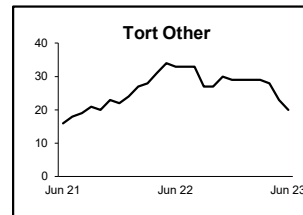
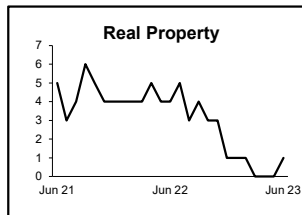
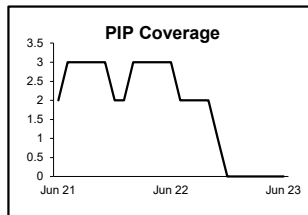
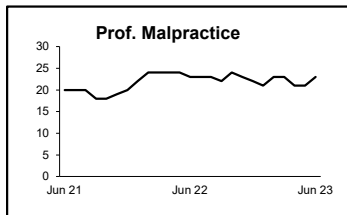
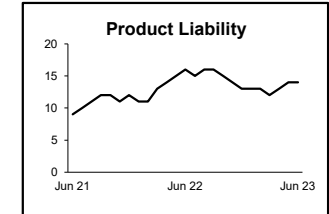
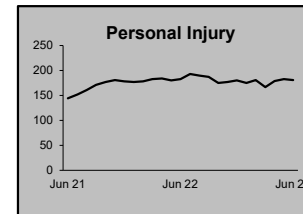
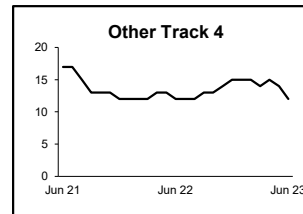
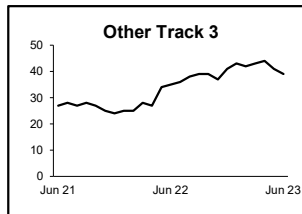
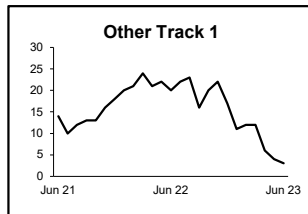
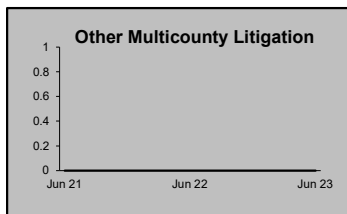
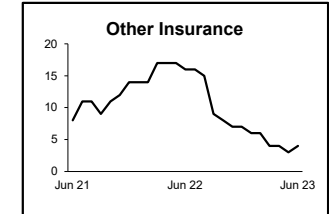
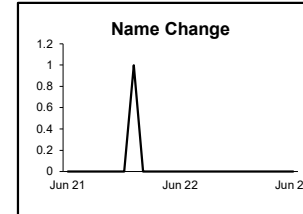
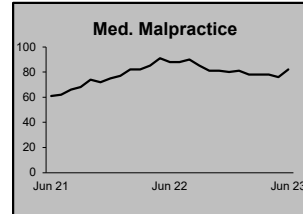
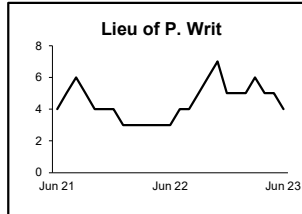
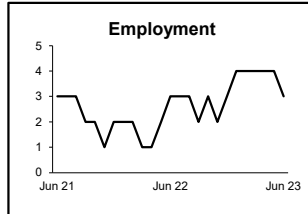
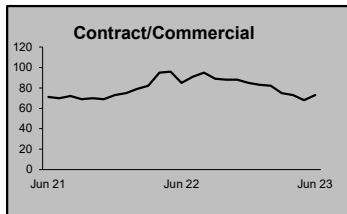
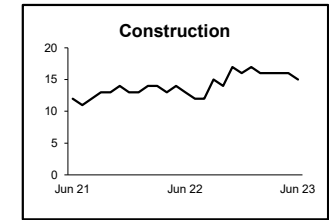
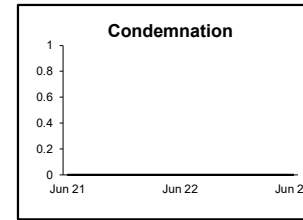
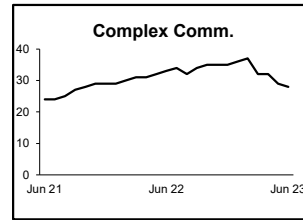
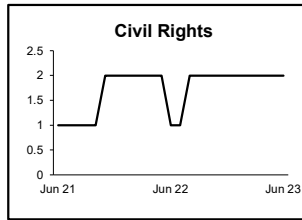
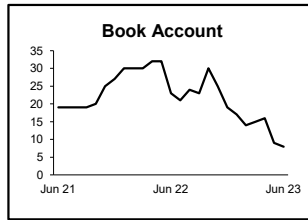
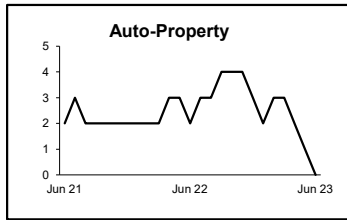
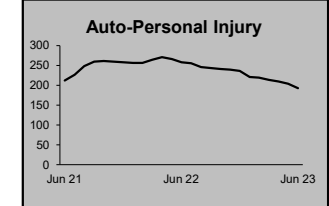
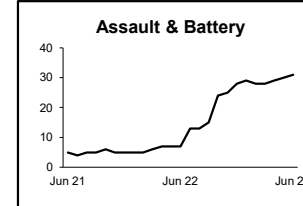
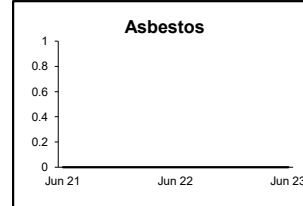
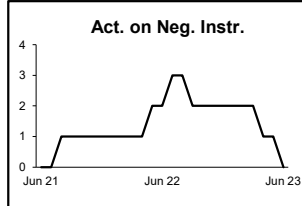
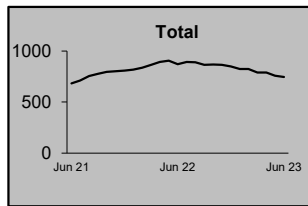
Monthly Resolutions



NOTE: Some Multicounty Litigation (MCL) cases were transferred in November 2014: Atlantic to Bergen = 8,935; Atlantic to Middlesex = 4,070.

**CIVIL BACKLOG BY CASETYPE
JUNE 2023
MORRIS**

	Total	Backlog	% chg
Jun 21	684		
Jun 22	871	27%	
Jun 23	745	-14%	



1) Casetypes with the state's largest backlogs are highlighted.

2) Some Multicounty Litigation (MCL) cases were transferred in November 2014: Atlantic to Bergen = 8,935; Atlantic to Middlesex = 4,070.

CIVIL CASELOAD SUMMARY BY CASETYPE
JULY 2022 - JUNE 2023
OCEAN

	Filings			Resolutions			Clearance		Backlog			Backlog Percent		Backlog Per 100 Monthly Filings		Active Pending		
	Jul 2021	Jul 2022	percent change	Jul 2021	Jul 2022	percent change	Jul 2022 - Jun 2023		Jun 2022	Jun 2023	percent change	Jun 2022	Jun 2023	Jun 2022	Jun 2023	Jun 2022	Jun 2023	percent change
	to Jun 2022	to Jun 2023		number	percent													
Act on Neg Inst	10	3	-70%	12	17	42%	14	567%	8	0	-100%	57%	0%	960	0	14	0	-100%
Asbestos	0	0	0%	0	0	0%	0	100%	0	0	0%	0%	0%	0	0	0	0	0%
Assault & Bat	31	9	-71%	21	17	-19%	8	189%	9	3	-67%	36%	17%	348	400	25	18	-28%
Auto - Pers Inj	828	838	1%	1,002	920	-8%	82	110%	383	342	-11%	31%	29%	555	490	1,255	1,177	-6%
Auto - Property	35	48	37%	47	40	-15%	-8	83%	2	1	-50%	8%	3%	69	25	26	34	31%
Book Account	498	341	-32%	646	366	-43%	25	107%	8	14	75%	5%	10%	19	49	171	147	-14%
Civil Rights	13	10	-23%	11	10	-9%	0	100%	3	2	-33%	25%	17%	277	240	12	12	0%
Complex Comm	4	13	225%	11	7	-36%	-6	54%	5	2	-60%	63%	17%	1,500	185	8	12	50%
Condemnation	24	35	46%	27	36	33%	1	103%	35	19	-46%	71%	40%	1,750	651	49	48	-2%
Construction	27	28	4%	29	20	-31%	-8	71%	7	10	43%	24%	27%	311	429	29	37	28%
Contract/Comm	398	438	10%	405	410	1%	-28	94%	33	36	9%	11%	11%	99	99	293	323	10%
Employment	11	13	18%	12	11	-8%	-2	85%	3	4	33%	27%	31%	327	369	11	13	18%
Lieu of P. Writ	36	42	17%	41	50	22%	8	119%	4	9	125%	8%	22%	133	257	49	41	-16%
Medical Malprac	52	65	25%	72	74	3%	9	114%	63	53	-16%	45%	39%	1,454	978	141	136	-4%
Name Change	147	152	3%	143	143	0%	-9	94%	0	0	0%	0%	0%	0	0	32	42	31%
Other Insurance	23	13	-43%	21	18	-14%	5	138%	9	10	11%	39%	56%	470	923	23	18	-22%
Other MCL	1	0	-100%	1	1	0%	1	100%	0	0	0%	0%	0%	0	0	1	0	-100%
Other Track 1	315	281	-11%	341	284	-17%	3	101%	39	42	8%	21%	23%	149	179	187	182	-3%
Other Track 3	88	93	6%	88	115	31%	22	124%	33	34	3%	21%	25%	450	439	157	137	-13%
Other Track 4	9	14	56%	18	12	-33%	-2	86%	6	3	-50%	38%	16%	800	257	16	19	19%
Personal Injury	474	497	5%	576	492	-15%	-5	99%	221	224	1%	30%	30%	559	541	744	745	0%
Prod Liability	7	17	143%	19	12	-37%	-5	71%	7	6	-14%	44%	27%	1,200	424	16	22	38%
Prof Malpractic	29	37	28%	44	24	-45%	-13	65%	18	22	22%	30%	29%	745	714	61	75	23%
PIP Coverage	10	7	-30%	12	6	-50%	-1	86%	0	1		0%	25%	0	171	3	4	33%
Real Property	36	25	-31%	37	28	-24%	3	112%	6	5	-17%	32%	33%	200	240	19	15	-21%
Tort Other	109	100	-8%	134	101	-25%	1	101%	21	20	-5%	21%	20%	231	240	102	98	-4%
Toxic Tort	0	0	0%	0	0	0%	0	100%	0	0	0%	0%	0%	0	0	0	0	0%
UM/UIB Bod Inj	38	54	42%	51	56	10%	2	104%	18	7	-61%	33%	13%	568	156	55	54	-2%
Total	3,253	3,173	-2%	3,821	3,270	-14%	97	103%	941	869	-8%	27%	25%	347	329	3,499	3,409	-3%

NOTE: Some Multicounty Litigation (MCL) cases were transferred in November 2014: Atlantic to Bergen = 8,935; Atlantic to Middlesex = 4,070.

CIVIL BACKLOG SUMMARY BY CASETYPE

June 2023

OCEAN

	Cases in Backlog															
	Track 1					Track 2				Track 3			Track 4			Total Backlog
	12 to 18 months	18 to 24 months	24 to 36 months	over 36 months	Total Track 1	18 to 24 months	24 to 36 months	over 36 months	Total Track 2	24 to 36 months	over 36 months	Total Track 3	24 to 36 months	over 36 months	Total Track 4	
Act on Neg Inst	0	0	0	0	0	0	0	0	0	0	0	0	0	0	0	0
Asbestos	0	0	0	0	0	0	0	0	0	0	0	0	0	0	0	0
Assault & Bat	0	0	0	0	0	0	0	0	0	1	2	3	0	0	0	3
Auto - Pers Inj	0	0	0	0	0	154	134	52	340	1	1	2	0	0	0	342
Auto - Property	0	0	0	0	0	1	0	0	1	0	0	0	0	0	0	1
Book Account	8	4	1	1	14	0	0	0	0	0	0	0	0	0	0	14
Civil Rights	0	0	0	0	0	0	0	0	0	1	1	2	0	0	0	2
Complex Comm	0	0	0	0	0	0	0	0	0	0	0	0	1	1	2	2
Condemnation	0	0	0	0	0	0	0	0	0	0	19	19	0	0	0	19
Construction	0	0	0	0	0	5	1	3	9	1	0	1	0	0	0	10
Contract/Comm	0	0	0	0	0	14	14	7	35	1	0	1	0	0	0	36
Employment	0	0	0	0	0	2	1	1	4	0	0	0	0	0	0	4
Lieu of P. Writ	0	0	0	0	0	0	0	0	0	0	0	0	6	3	9	9
Medical Malprac	0	0	0	0	0	0	0	0	0	27	26	53	0	0	0	53
Name Change	0	0	0	0	0	0	0	0	0	0	0	0	0	0	0	0
Other Insurance	5	0	3	2	10	0	0	0	0	0	0	0	0	0	0	10
Other MCL	0	0	0	0	0	0	0	0	0	0	0	0	0	0	0	0
Other Track 1	19	9	9	3	40	2	0	0	2	0	0	0	0	0	0	42
Other Track 3	0	0	0	0	0	0	0	0	0	19	15	34	0	0	0	34
Other Track 4	0	0	0	0	0	0	0	0	0	0	0	0	1	2	3	3
Personal Injury	0	0	0	0	0	96	93	35	224	0	0	0	0	0	0	224
Prod Liability	0	0	0	0	0	0	0	0	0	3	3	6	0	0	0	6
Prof Malpractic	0	0	0	0	0	0	0	0	0	12	10	22	0	0	0	22
PIP Coverage	1	0	0	0	1	0	0	0	0	0	0	0	0	0	0	1
Real Property	3	1	0	1	5	0	0	0	0	0	0	0	0	0	0	5
Tort Other	0	0	0	0	0	8	10	2	20	0	0	0	0	0	0	20
Toxic Tort	0	0	0	0	0	0	0	0	0	0	0	0	0	0	0	0
UM/UIM Bod Inj	0	0	0	0	0	4	3	0	7	0	0	0	0	0	0	7
Total	36	14	13	7	70	286	256	100	642	66	77	143	8	6	14	869

NOTE: Some Multicounty Litigation (MCL) cases were transferred in November 2014: Atlantic to Bergen = 8,935; Atlantic to Middlesex = 4,070.

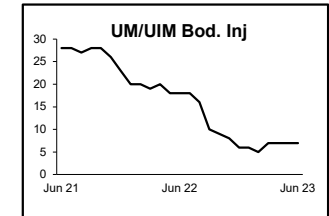
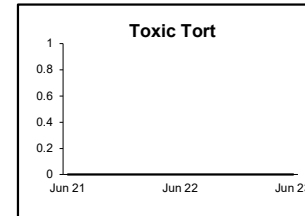
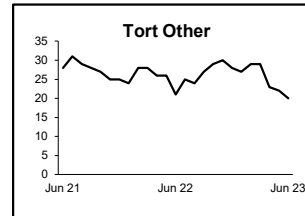
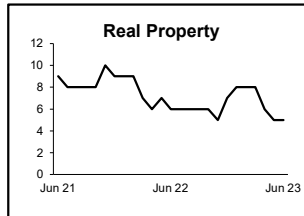
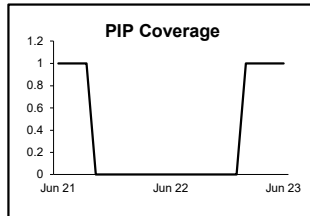
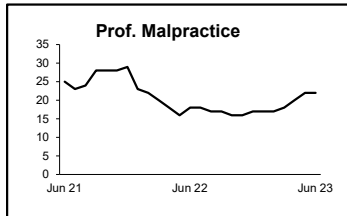
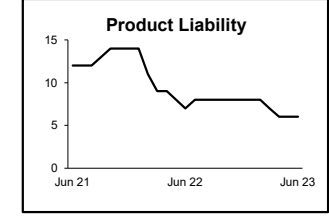
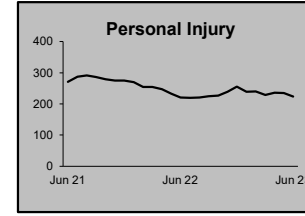
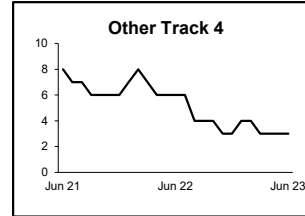
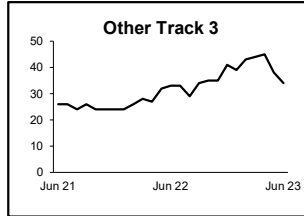
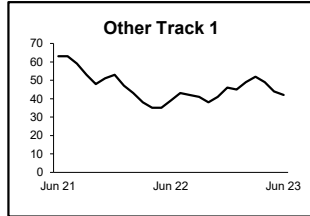
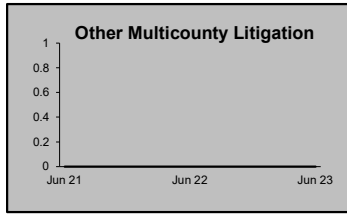
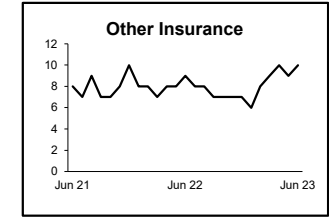
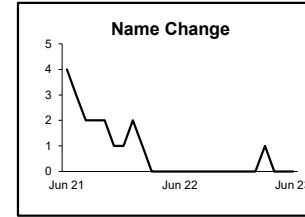
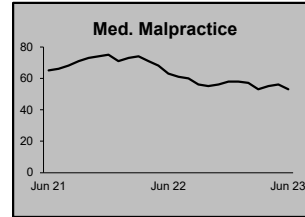
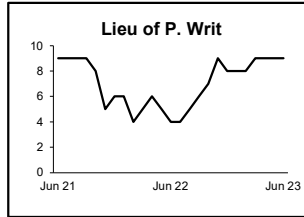
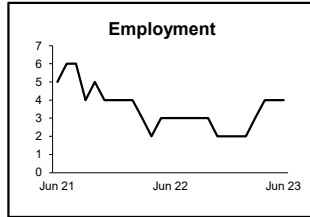
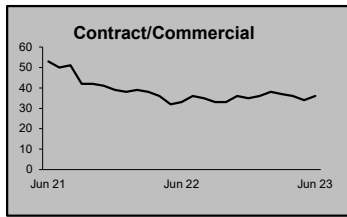
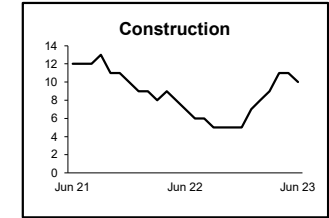
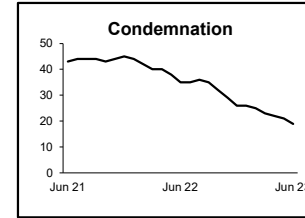
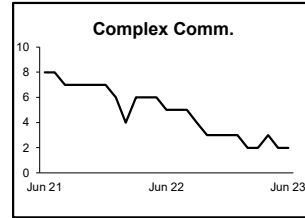
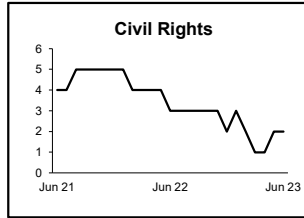
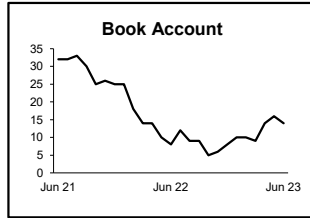
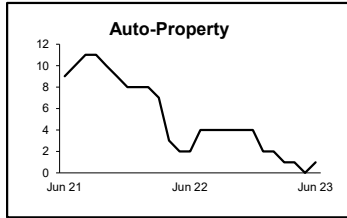
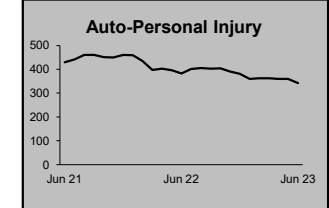
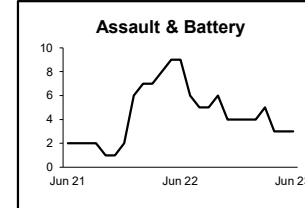
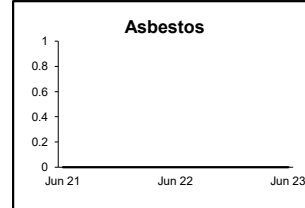
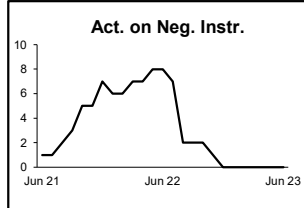
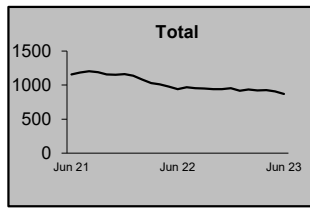
CIVIL RESOLUTION SUMMARY BY CASETYPE
JULY 2022 - JUNE 2023
OCEAN

	Trial			Summary					Total	Percent resolved by						Monthly Resolutions
	Jury	Nonjury	Total	Judgment	Settlement	Default Judgment	Dismiss	Other		Trial	Sum Jud	Settle	Default J	Dismiss	Other	
Act on Neg Inst	0	0	0	1	1	6	7	2	17	0%	6%	6%	35%	41%	12%	
Asbestos	0	0	0	0	0	0	0	0	0	0%	0%	0%	0%	0%		
Assault & Bat	0	0	0	1	3	0	12	1	17	0%	6%	18%	0%	71%	6%	
Auto - Pers Inj	14	0	14	4	301	2	571	28	920	2%	0%	33%	0%	62%	3%	
Auto - Property	0	0	0	0	13	12	14	1	40	0%	0%	33%	30%	35%	3%	
Book Account	0	0	0	9	59	141	149	8	366	0%	2%	16%	39%	41%	2%	
Civil Rights	0	0	0	0	2	0	6	2	10	0%	0%	20%	0%	60%	20%	
Complex Commer	0	0	0	0	0	1	4	2	7	0%	0%	0%	14%	57%	29%	
Condemnation	3	0	3	1	2	0	4	26	36	8%	3%	6%	0%	11%	72%	
Construction	0	0	0	0	7	0	12	1	20	0%	0%	35%	0%	60%	5%	
Contract/Commer	0	5	5	5	86	75	211	28	410	1%	1%	21%	18%	51%	7%	
Employment	0	0	0	0	1	2	6	2	11	0%	0%	9%	18%	55%	18%	
Lieu of P. Writ	0	15	15	5	0	0	29	1	50	30%	10%	0%	0%	58%	2%	
Medical Malprac	3	0	3	0	29	0	36	6	74	4%	0%	39%	0%	49%	8%	
Name Change	0	0	0	0	0	0	10	133	143	0%	0%	0%	0%	7%	93%	
Other Insurance	0	0	0	0	5	1	11	1	18	0%	0%	28%	6%	61%	6%	
Other MCL	0	0	0	0	0	0	1	0	1	0%	0%	0%	0%	100%	0%	
Other Track 1	0	1	1	1	53	11	128	90	284	0%	0%	19%	4%	45%	32%	
Other Track 3	1	0	1	3	40	0	63	8	115	1%	3%	35%	0%	55%	7%	
Other Track 4	0	0	0	0	4	4	3	1	12	0%	0%	33%	33%	25%	8%	
Personal Injury	7	0	7	10	165	4	274	32	492	1%	2%	34%	1%	56%	7%	
Prod Liability	1	0	1	0	3	0	3	5	12	8%	0%	25%	0%	25%	42%	
Prof Malpractic	0	0	0	3	2	0	19	0	24	0%	13%	8%	0%	79%	0%	
PIP Coverage	0	0	0	0	1	0	5	0	6	0%	0%	17%	0%	83%	0%	
Real Property	0	2	2	0	4	5	12	5	28	7%	0%	14%	18%	43%	18%	
Tort Other	0	0	0	4	32	10	50	5	101	0%	4%	32%	10%	50%	5%	
Toxic Tort	0	0	0	0	0	0	0	0	0	0%	0%	0%	0%	0%	0%	
UM/UIM Bod Inj	2	0	2	0	26	0	27	1	56	4%	0%	46%	0%	48%	2%	
Total	31	23	54	47	839	274	1,667	389	3,270	2%	1%	26%	8%	51%	12%	

NOTE: Some Multicounty Litigation (MCL) cases were transferred in November 2014: Atlantic to Bergen = 8,935; Atlantic to Middlesex = 4,070.

**CIVIL BACKLOG BY CASETYPE
JUNE 2023
OCEAN**

	Total	Backlog	% chg
Jun 21		1,156	
Jun 22		941	-19%
Jun 23		869	-8%



1) Casetypes with the state's largest backlogs are highlighted.

2) Some Multicounty Litigation (MCL) cases were transferred in November 2014: Atlantic to Bergen = 8,935; Atlantic to Middlesex = 4,070.

**CIVIL CASELOAD SUMMARY BY CASETYPE
JULY 2022 - JUNE 2023
PASSAIC**

	Filings			Resolutions			Clearance		Backlog			Backlog Percent		Backlog Per 100 Monthly Filings		Active Pending		
	Jul 2021 to Jun 2022	Jul 2022 to Jun 2023	percent change	Jul 2021 to Jun 2022	Jul 2022 to Jun 2023	percent change	Jul 2022 - Jun 2023		Jun 2022	Jun 2023	percent change	Jun 2022	Jun 2023	Jun 2022	Jun 2023	Jun 2022	Jun 2023	percent change
							number	percent										
Act on Neg Inst	9	7	-22%	5	6	20%	-1	86%	2	4	100%	25%	44%	267	686	8	9	13%
Asbestos	0	0	0%	0	0	0%	0	100%	0	0	0%	0%	0%	0	0	0	0	0%
Assault & Bat	34	7	-79%	17	10	-41%	3	143%	13	49	277%	10%	40%	459	8,400	125	124	-1%
Auto - Pers Inj	1,715	1,528	-11%	2,181	1,914	-12%	386	125%	602	413	-31%	27%	23%	421	324	2,207	1,825	-17%
Auto - Property	69	58	-16%	55	77	40%	19	133%	9	3	-67%	16%	8%	157	62	56	37	-34%
Book Account	425	335	-21%	548	359	-34%	24	107%	29	15	-48%	14%	8%	82	54	211	186	-12%
Civil Rights	45	15	-67%	11	20	82%	5	133%	10	6	-40%	28%	19%	267	480	36	32	-11%
Complex Comme	6	15	150%	8	12	50%	-3	80%	6	4	-33%	43%	24%	1,200	320	14	17	21%
Condemnation	1	3	200%	2	1	-50%	-2	33%	1	1	0%	100%	33%	1,200	400	1	3	200%
Construction	24	10	-58%	13	21	62%	11	210%	11	9	-18%	37%	47%	550	1,080	30	19	-37%
Contract/Comme	364	413	13%	392	403	3%	-10	98%	91	71	-22%	26%	20%	300	206	345	357	3%
Employment	14	19	36%	12	14	17%	-5	74%	4	3	-25%	40%	19%	343	189	10	16	60%
Lieu of P. Writ	19	27	42%	15	34	127%	7	126%	12	1	-92%	41%	5%	758	44	29	22	-24%
Medical Malprac	39	35	-10%	55	50	-9%	15	143%	43	38	-12%	44%	45%	1,323	1,303	97	84	-13%
Name Change	131	113	-14%	125	115	-8%	2	102%	1	1	0%	3%	3%	9	11	37	36	-3%
Other Insurance	21	26	24%	22	27	23%	1	104%	7	3	-57%	33%	18%	400	138	21	17	-19%
Other MCL	1	0	-100%	0	0	0%	0	100%	0	0	0%	0%	0%	0	0	0	0	0%
Other Track 1	181	166	-8%	160	203	27%	37	122%	48	17	-65%	33%	16%	318	123	146	107	-27%
Other Track 3	75	106	41%	71	81	14%	-25	76%	22	33	50%	18%	23%	352	374	120	144	20%
Other Track 4	7	7	0%	8	12	50%	5	171%	15	14	-7%	58%	64%	2,571	2,400	26	22	-15%
Personal Injury	502	569	13%	522	517	-1%	-52	91%	205	187	-9%	29%	25%	490	394	710	762	7%
Prod Liability	11	15	36%	6	12	100%	-3	80%	4	5	25%	22%	23%	436	400	18	22	22%
Prof Malpractic	21	15	-29%	19	26	37%	11	173%	18	13	-28%	37%	32%	1,029	1,040	49	41	-16%
PIP Coverage	18	11	-39%	20	12	-40%	1	109%	3	3	0%	33%	38%	200	327	9	8	-11%
Real Property	13	15	15%	20	15	-25%	0	100%	6	5	-17%	50%	45%	554	400	12	11	-8%
Tort Other	84	70	-17%	90	66	-27%	-4	94%	29	26	-10%	35%	30%	414	446	83	87	5%
Toxic Tort	1	0	-100%	0	0	0%	0	100%	0	0	0%	0%	0%	0	0	2	1	-50%
UM/UIIM Bod Inj	86	73	-15%	105	87	-17%	14	119%	21	18	-14%	21%	21%	293	296	101	87	-14%
Total	3,916	3,658	-7%	4,482	4,094	-9%	436	112%	1,212	942	-22%	27%	23%	371	309	4,503	4,076	-9%

NOTE: Some Multicounty Litigation (MCL) cases were transferred in November 2014: Atlantic to Bergen = 8,935; Atlantic to Middlesex = 4,070.

CIVIL BACKLOG SUMMARY BY CASETYPE

June 2023

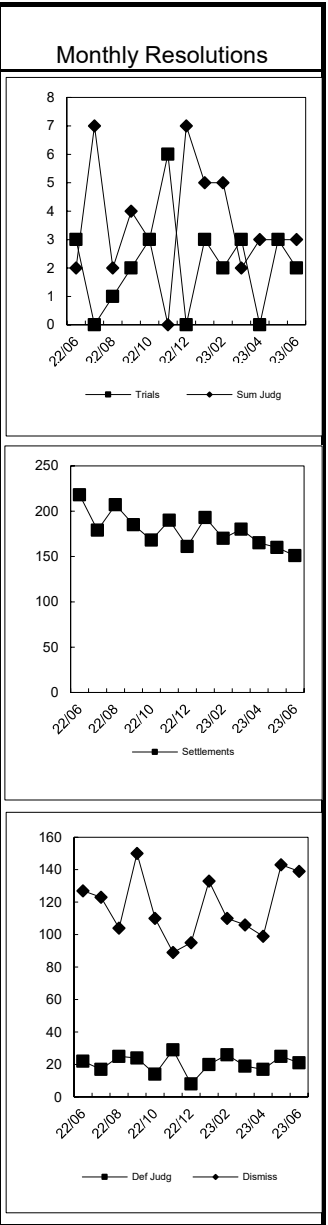
PASSAIC

	Cases in Backlog															
	Track 1					Track 2				Track 3			Track 4			Total Backlog
	12 to 18 months	18 to 24 months	24 to 36 months	over 36 months	Total Track 1	18 to 24 months	24 to 36 months	over 36 months	Total Track 2	24 to 36 months	over 36 months	Total Track 3	24 to 36 months	over 36 months	Total Track 4	
Act on Neg Inst	3	0	1	0	4	0	0	0	0	0	0	0	0	0	0	4
Asbestos	0	0	0	0	0	0	0	0	0	0	0	0	0	0	0	0
Assault & Bat	0	0	0	0	0	0	0	0	0	37	12	49	0	0	0	49
Auto - Pers Inj	0	0	0	0	0	196	110	107	413	0	0	0	0	0	0	413
Auto - Property	0	0	0	0	0	1	0	2	3	0	0	0	0	0	0	3
Book Account	7	1	4	3	15	0	0	0	0	0	0	0	0	0	0	15
Civil Rights	0	0	0	0	0	0	0	0	0	1	5	6	0	0	0	6
Complex Comm	0	0	0	0	0	0	0	0	0	0	0	0	2	2	4	4
Condemnation	0	0	0	0	0	0	0	0	0	1	0	1	0	0	0	1
Construction	0	0	0	0	0	3	1	5	9	0	0	0	0	0	0	9
Contract/Comm	0	0	0	0	0	17	29	25	71	0	0	0	0	0	0	71
Employment	0	0	0	0	0	2	0	1	3	0	0	0	0	0	0	3
Lieu of P. Writ	0	0	0	0	0	0	0	0	0	0	0	0	0	1	1	1
Medical Malprac	0	0	0	0	0	0	0	0	0	19	19	38	0	0	0	38
Name Change	0	1	0	0	1	0	0	0	0	0	0	0	0	0	0	1
Other Insurance	0	2	1	0	3	0	0	0	0	0	0	0	0	0	0	3
Other MCL	0	0	0	0	0	0	0	0	0	0	0	0	0	0	0	0
Other Track 1	6	3	8	0	17	0	0	0	0	0	0	0	0	0	0	17
Other Track 3	0	0	0	0	0	0	0	0	0	21	12	33	0	0	0	33
Other Track 4	0	0	0	0	0	0	0	0	0	0	0	0	4	10	14	14
Personal Injury	0	0	0	0	0	95	46	46	187	0	0	0	0	0	0	187
Prod Liability	0	0	0	0	0	0	0	0	0	2	3	5	0	0	0	5
Prof Malpractic	0	0	0	0	0	0	0	0	0	7	6	13	0	0	0	13
PIP Coverage	0	0	3	0	3	0	0	0	0	0	0	0	0	0	0	3
Real Property	1	1	0	3	5	0	0	0	0	0	0	0	0	0	0	5
Tort Other	0	0	0	0	0	10	7	9	26	0	0	0	0	0	0	26
Toxic Tort	0	0	0	0	0	0	0	0	0	0	0	0	0	0	0	0
UM/UIM Bod Inj	0	0	0	0	0	7	5	6	18	0	0	0	0	0	0	18
Total	17	8	17	6	48	331	198	201	730	88	57	145	6	13	19	942

NOTE: Some Multicounty Litigation (MCL) cases were transferred in November 2014: Atlantic to Bergen = 8,935; Atlantic to Middlesex = 4,070.

CIVIL RESOLUTION SUMMARY BY CASETYPE
JULY 2022 - JUNE 2023
PASSAIC

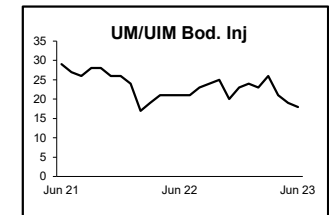
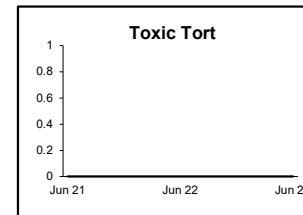
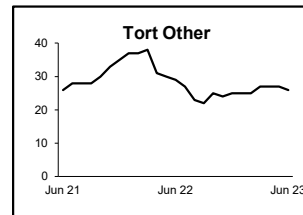
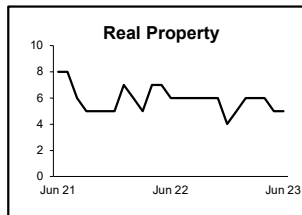
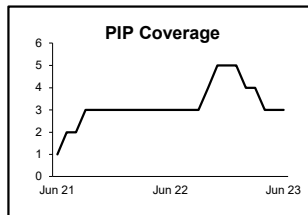
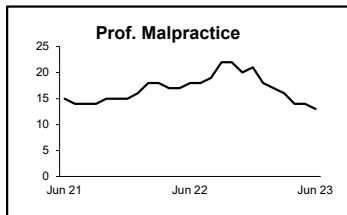
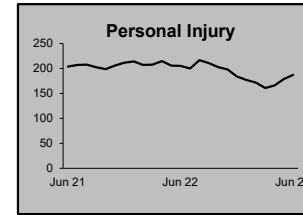
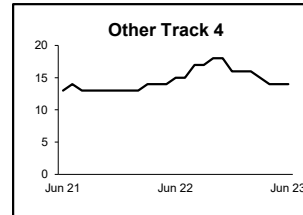
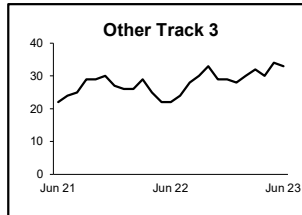
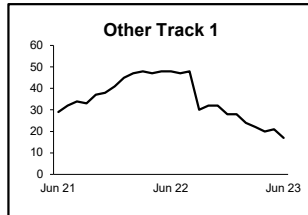
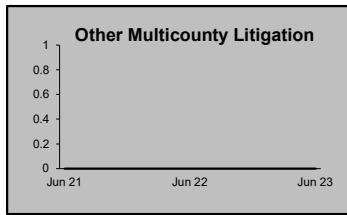
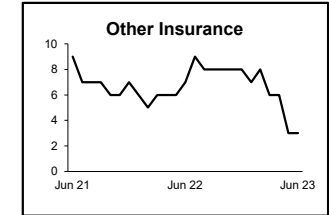
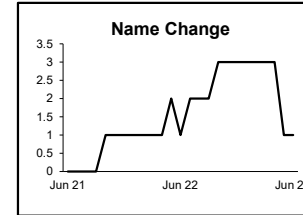
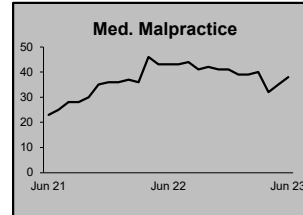
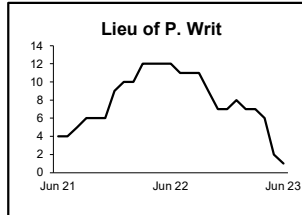
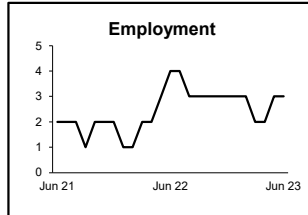
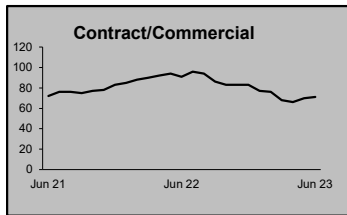
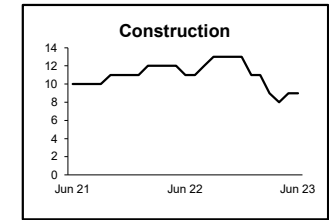
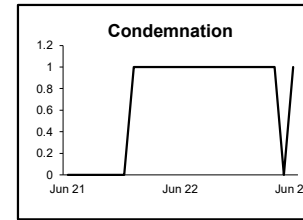
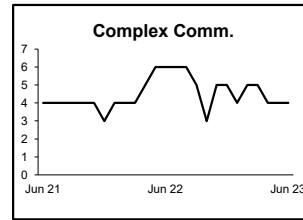
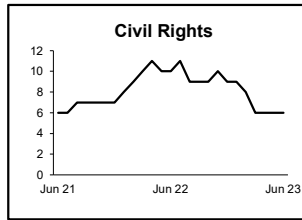
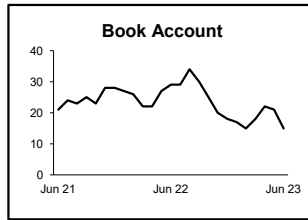
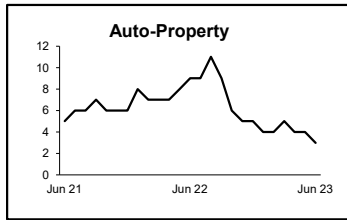
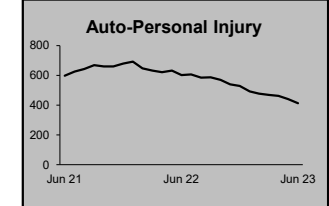
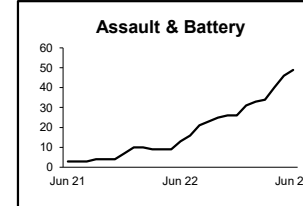
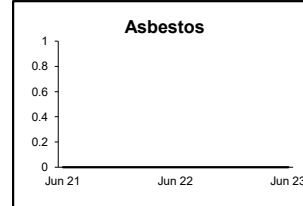
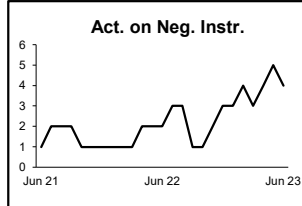
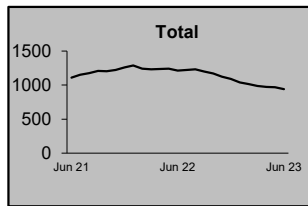
	Trial			Summary					Total	Percent resolved by					
	Jury	Nonjury	Total	Judgment	Settlement	Default Judgment	Dismiss	Other		Trial	Sum Jud	Settle	Default J	Dismiss	Other
Act on Neg Inst	0	0	0	0	0	2	4	0	6	0%	0%	0%	33%	67%	0%
Asbestos	0	0	0	0	0	0	0	0	0	0%	0%	0%	0%	0%	0%
Assault & Bat	0	0	0	1	6	0	2	1	10	0%	10%	60%	0%	20%	10%
Auto - Pers Inj	7	0	7	9	1,322	13	513	50	1,914	0%	0%	69%	1%	27%	3%
Auto - Property	0	0	0	1	20	18	37	1	77	0%	1%	26%	23%	48%	1%
Book Account	1	1	2	12	71	102	162	10	359	1%	3%	20%	28%	45%	3%
Civil Rights	0	0	0	0	6	0	12	2	20	0%	0%	30%	0%	60%	10%
Complex Commer	0	0	0	1	5	1	5	0	12	0%	8%	42%	8%	42%	0%
Condemnation	0	0	0	0	0	0	1	0	1	0%	0%	0%	0%	100%	0%
Construction	0	0	0	0	7	0	14	0	21	0%	0%	33%	0%	67%	0%
Contract/Commer	2	8	10	5	111	73	183	21	403	2%	1%	28%	18%	45%	5%
Employment	0	0	0	1	2	0	8	3	14	0%	7%	14%	0%	57%	21%
Lieu of P. Writ	0	0	0	0	7	0	26	1	34	0%	0%	21%	0%	76%	3%
Medical Malprac	1	0	1	1	22	0	25	1	50	2%	2%	44%	0%	50%	2%
Name Change	0	0	0	0	0	0	6	109	115	0%	0%	0%	0%	5%	95%
Other Insurance	0	0	0	1	9	1	13	3	27	0%	4%	33%	4%	48%	11%
Other MCL	0	0	0	0	0	0	0	0	0	0%	0%	0%	0%	0%	0%
Other Track 1	1	0	1	6	42	15	120	19	203	0%	3%	21%	7%	59%	9%
Other Track 3	1	0	1	1	38	2	31	8	81	1%	1%	47%	2%	38%	10%
Other Track 4	0	0	0	0	5	1	5	1	12	0%	0%	42%	8%	42%	8%
Personal Injury	3	0	3	5	332	5	142	30	517	1%	1%	64%	1%	27%	6%
Prod Liability	0	0	0	0	2	0	8	2	12	0%	0%	17%	0%	67%	17%
Prof Malpractic	0	0	0	0	13	0	13	0	26	0%	0%	50%	0%	50%	0%
PIP Coverage	0	0	0	0	4	1	6	1	12	0%	0%	33%	8%	50%	8%
Real Property	0	0	0	0	1	2	10	2	15	0%	0%	7%	13%	67%	13%
Tort Other	0	0	0	0	26	6	31	3	66	0%	0%	39%	9%	47%	5%
Toxic Tort	0	0	0	0	0	0	0	0	0	0%	0%	0%	0%	0%	0%
UM/UIM Bod Inj	0	0	0	0	58	3	24	2	87	0%	0%	67%	3%	28%	2%
Total	16	9	25	44	2,109	245	1,401	270	4,094	1%	1%	52%	6%	34%	7%



NOTE: Some Multicounty Litigation (MCL) cases were transferred in November 2014: Atlantic to Bergen = 8,935; Atlantic to Middlesex = 4,070.

**CIVIL BACKLOG BY CASETYPE
JUNE 2023
PASSAIC**

	Total	Backlog	% chg
Jun 21		1,109	
Jun 22		1,212	9%
Jun 23		942	-22%



1) Casetypes with the state's largest backlogs are highlighted.

2) Some Multicounty Litigation (MCL) cases were transferred in November 2014: Atlantic to Bergen = 8,935; Atlantic to Middlesex = 4,070.

**CIVIL CASELOAD SUMMARY BY CASETYPE
JULY 2022 - JUNE 2023
SALEM**

	Filings			Resolutions			Clearance		Backlog			Backlog Percent		Backlog Per 100 Monthly Filings		Active Pending		
	Jul 2021	Jul 2022	percent change	Jul 2021	Jul 2022	percent change	Jul 2022 - Jun 2023		Jun 2022	Jun 2023	percent change	Jun 2022	Jun 2023	Jun 2022	Jun 2023	Jun 2022	Jun 2023	percent change
	to Jun 2022	to Jun 2023		to Jun 2022	to Jun 2023		number	percent										
Act on Neg Inst	0	1		1	1	0%	0	100%	0	0	0%	0%	0%	0	0	0	0	0%
Asbestos	0	0	0%	0	0	0%	0	100%	0	0	0%	0%	0%	0	0	0	0	0%
Assault & Bat	6	0	-100%	4	4	0%	4	100%	1	0	-100%	25%	0%	200	0	4	0	-100%
Auto - Pers Inj	41	43	5%	44	44	0%	1	102%	11	15	36%	22%	31%	322	419	49	48	-2%
Auto - Property	9	4	-56%	11	9	-18%	5	225%	0	0	0%	0%	0%	0	0	7	2	-71%
Book Account	39	39	0%	46	36	-22%	-3	92%	1	3	200%	6%	15%	31	92	17	20	18%
Civil Rights	3	3	0%	4	4	0%	1	133%	0	0	0%	0%	0%	0	0	4	3	-25%
Complex Comme	0	1		0	1		0	100%	0	0	0%	0%	0%	0	0	0	0	0%
Condemnation	0	0	0%	0	0	0%	0	100%	0	0	0%	0%	0%	0	0	0	0	0%
Construction	1	0	-100%	1	1	0%	1	100%	1	1	0%	33%	50%	1,200		3	2	-33%
Contract/Comme	27	48	78%	31	46	48%	-2	96%	3	2	-33%	13%	8%	133	50	23	25	9%
Employment	0	0	0%	0	0	0%	0	100%	0	0	0%	0%	0%	0	0	0	0	0%
Lieu of P. Writ	6	7	17%	3	7	133%	0	100%	1	0	-100%	20%	0%	200	0	5	5	0%
Medical Malprac	2	2	0%	1	2	100%	0	100%	2	1	-50%	67%	33%	1,200	600	3	3	0%
Name Change	14	19	36%	15	17	13%	-2	89%	0	0	0%	0%	0%	0	0	2	4	100%
Other Insurance	0	1		1	0	-100%	-1	0%	1	1	0%	100%	50%		1,200	1	2	100%
Other MCL	0	0	0%	0	0	0%	0	100%	0	0	0%	0%	0%	0	0	0	0	0%
Other Track 1	32	19	-41%	35	21	-40%	2	111%	3	3	0%	25%	30%	113	189	12	10	-17%
Other Track 3	13	11	-15%	11	8	-27%	-3	73%	3	2	-33%	23%	13%	277	218	13	16	23%
Other Track 4	1	2	100%	2	2	0%	0	100%	1	2	100%	33%	67%	1,200	1,200	3	3	0%
Personal Injury	30	22	-27%	31	27	-13%	5	123%	13	10	-23%	33%	29%	520	545	40	35	-13%
Prod Liability	0	0	0%	1	1	0%	1	100%	2	1	-50%	100%	100%			2	1	-50%
Prof Malpractic	1	1	0%	0	1		0	100%	0	1		0%	25%	0	1,200	4	4	0%
PIP Coverage	0	3		0	1		-2	33%	0	0	0%	0%	0%	0	0	0	2	
Real Property	2	5	150%	6	3	-50%	-2	60%	0	0	0%	0%	0%	0	0	0	2	
Tort Other	7	10	43%	8	9	13%	-1	90%	1	3	200%	13%	33%	171	360	8	9	13%
Toxic Tort	10	1	-90%	7	4	-43%	3	400%	0	0	0%	0%	0%	0	0	3	0	-100%
UM/UIIM Bod Inj	2	7	250%	3	1	-67%	-6	14%	2	2	0%	67%	22%	1,200	343	3	9	200%
Total	246	249	1%	266	250	-6%	1	100%	46	47	2%	22%	23%	224	227	206	205	0%

NOTE: Some Multicounty Litigation (MCL) cases were transferred in November 2014: Atlantic to Bergen = 8,935; Atlantic to Middlesex = 4,070.

CIVIL BACKLOG SUMMARY BY CASETYPE

June 2023

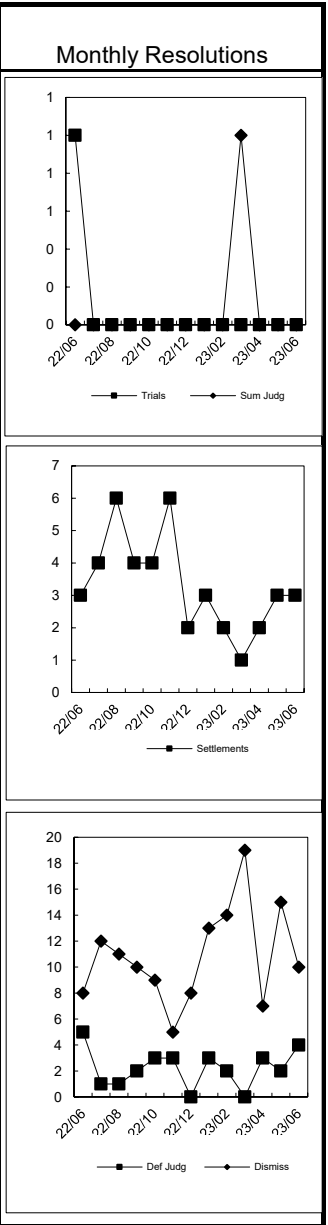
SALEM

	Cases in Backlog															
	Track 1					Track 2				Track 3			Track 4			Total Backlog
	12 to 18 months	18 to 24 months	24 to 36 months	over 36 months	Total Track 1	18 to 24 months	24 to 36 months	over 36 months	Total Track 2	24 to 36 months	over 36 months	Total Track 3	24 to 36 months	over 36 months	Total Track 4	
Act on Neg Inst	0	0	0	0	0	0	0	0	0	0	0	0	0	0	0	0
Asbestos	0	0	0	0	0	0	0	0	0	0	0	0	0	0	0	0
Assault & Bat	0	0	0	0	0	0	0	0	0	0	0	0	0	0	0	0
Auto - Pers Inj	0	0	0	0	0	8	6	1	15	0	0	0	0	0	0	15
Auto - Property	0	0	0	0	0	0	0	0	0	0	0	0	0	0	0	0
Book Account	3	0	0	0	3	0	0	0	0	0	0	0	0	0	0	3
Civil Rights	0	0	0	0	0	0	0	0	0	0	0	0	0	0	0	0
Complex Comm	0	0	0	0	0	0	0	0	0	0	0	0	0	0	0	0
Condemnation	0	0	0	0	0	0	0	0	0	0	0	0	0	0	0	0
Construction	0	0	0	0	0	0	0	1	1	0	0	0	0	0	0	1
Contract/Comm	0	0	0	0	0	1	1	0	2	0	0	0	0	0	0	2
Employment	0	0	0	0	0	0	0	0	0	0	0	0	0	0	0	0
Lieu of P. Writ	0	0	0	0	0	0	0	0	0	0	0	0	0	0	0	0
Medical Malprac	0	0	0	0	0	0	0	0	0	0	1	1	0	0	0	1
Name Change	0	0	0	0	0	0	0	0	0	0	0	0	0	0	0	0
Other Insurance	0	0	0	1	1	0	0	0	0	0	0	0	0	0	0	1
Other MCL	0	0	0	0	0	0	0	0	0	0	0	0	0	0	0	0
Other Track 1	2	0	0	0	2	0	1	0	1	0	0	0	0	0	0	3
Other Track 3	0	0	0	0	0	0	0	0	0	0	2	2	0	0	0	2
Other Track 4	0	0	0	0	0	0	0	0	0	0	0	0	1	1	2	2
Personal Injury	0	0	0	0	0	5	2	3	10	0	0	0	0	0	0	10
Prod Liability	0	0	0	0	0	0	0	0	0	0	1	1	0	0	0	1
Prof Malpractic	0	0	0	0	0	0	0	0	0	1	0	1	0	0	0	1
PIP Coverage	0	0	0	0	0	0	0	0	0	0	0	0	0	0	0	0
Real Property	0	0	0	0	0	0	0	0	0	0	0	0	0	0	0	0
Tort Other	0	0	0	0	0	1	1	1	3	0	0	0	0	0	0	3
Toxic Tort	0	0	0	0	0	0	0	0	0	0	0	0	0	0	0	0
UM/UIM Bod Inj	0	0	0	0	0	0	2	0	2	0	0	0	0	0	0	2
Total	5	0	0	1	6	15	13	6	34	1	4	5	1	1	2	47

NOTE: Some Multicounty Litigation (MCL) cases were transferred in November 2014: Atlantic to Bergen = 8,935; Atlantic to Middlesex = 4,070.

**CIVIL RESOLUTION SUMMARY BY CASETYPE
JULY 2022 - JUNE 2023
SALEM**

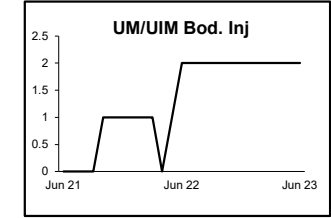
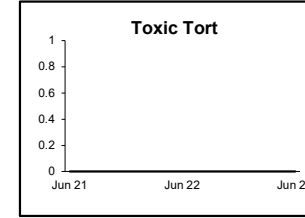
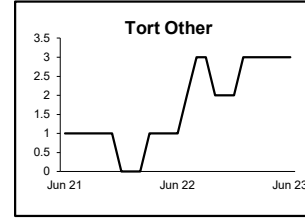
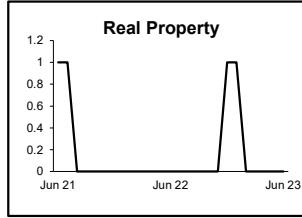
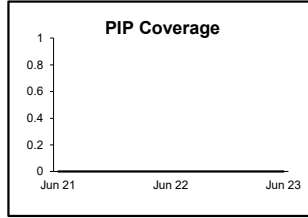

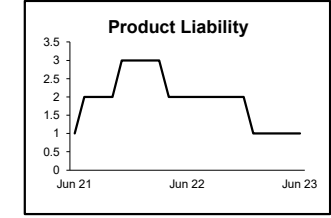
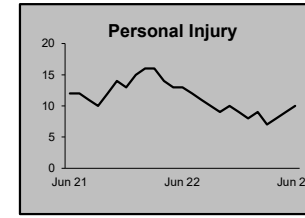
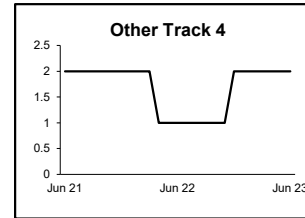
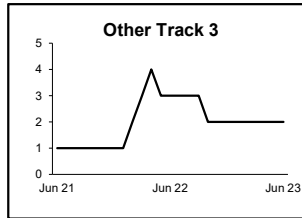
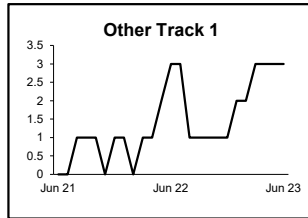
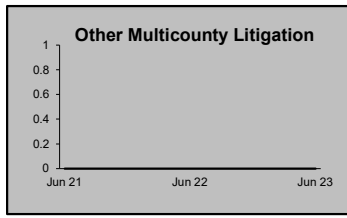
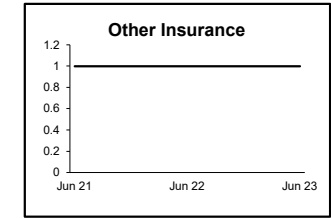
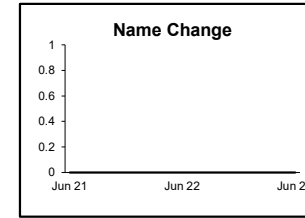
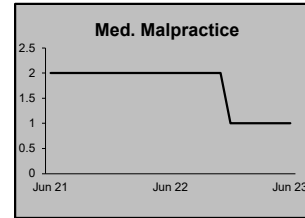
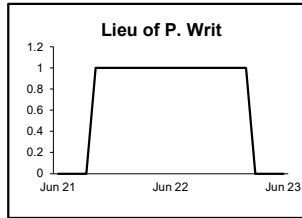
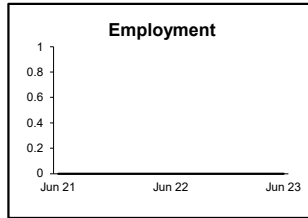
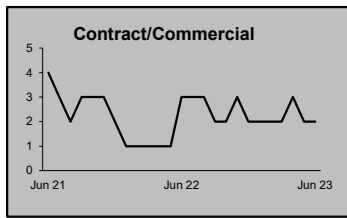
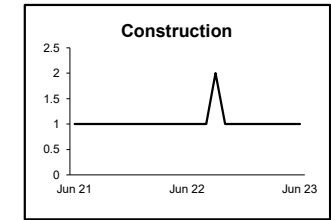
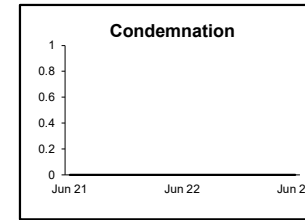
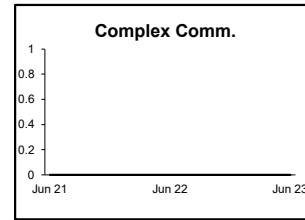
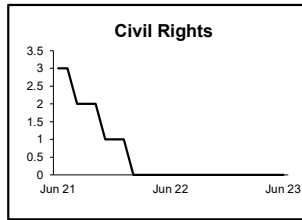
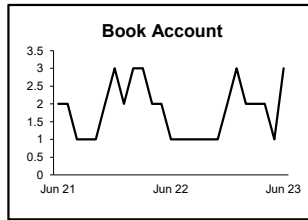
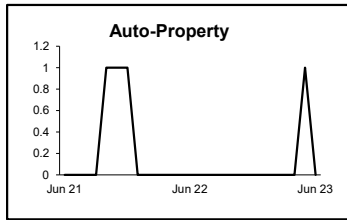
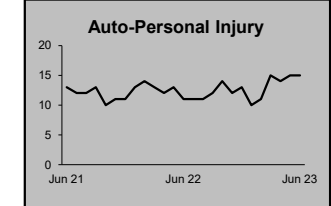
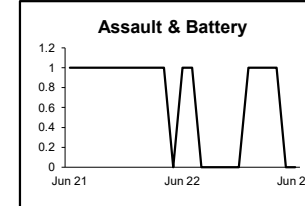
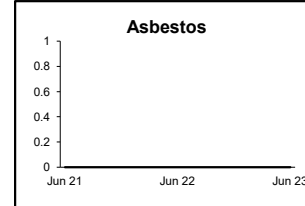

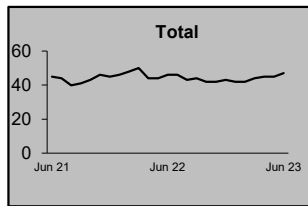
	Trial			Summary					Total	Percent resolved by					
	Jury	Nonjury	Total	Judgment	Settlement	Default Judgment	Dismiss	Other		Trial	Sum Jud	Settle	Default J	Dismiss	Other
Act on Neg Inst	0	0	0	0	0	0	1	0	1	0%	0%	0%	0%	100%	0%
Asbestos	0	0	0	0	0	0	0	0	0	0%	0%	0%	0%	0%	0%
Assault & Bat	0	0	0	0	1	1	1	1	4	0%	0%	25%	25%	25%	25%
Auto - Pers Inj	0	0	0	0	10	0	31	3	44	0%	0%	23%	0%	70%	7%
Auto - Property	0	0	0	0	2	3	4	0	9	0%	0%	22%	33%	44%	0%
Book Account	0	0	0	0	4	11	21	0	36	0%	0%	11%	31%	58%	0%
Civil Rights	0	0	0	0	0	0	4	0	4	0%	0%	0%	0%	100%	0%
Complex Commer	0	0	0	0	0	0	1	0	1	0%	0%	0%	0%	100%	0%
Condemnation	0	0	0	0	0	0	0	0	0	0%	0%	0%	0%	0%	0%
Construction	0	0	0	0	1	0	0	0	1	0%	0%	100%	0%	0%	0%
Contract/Commer	0	0	0	0	5	8	28	5	46	0%	0%	11%	17%	61%	11%
Employment	0	0	0	0	0	0	0	0	0	0%	0%	0%	0%	0%	0%
Lieu of P. Writ	0	0	0	0	1	0	2	4	7	0%	0%	14%	0%	29%	57%
Medical Malprac	0	0	0	0	0	0	2	0	2	0%	0%	0%	0%	100%	0%
Name Change	0	0	0	0	0	0	0	17	17	0%	0%	0%	0%	0%	100%
Other Insurance	0	0	0	0	0	0	0	0	0	0%	0%	0%	0%	0%	0%
Other MCL	0	0	0	0	0	0	0	0	0	0%	0%	0%	0%	0%	0%
Other Track 1	0	0	0	0	3	0	9	9	21	0%	0%	14%	0%	43%	43%
Other Track 3	0	0	0	0	1	0	7	0	8	0%	0%	13%	0%	88%	0%
Other Track 4	0	0	0	0	0	1	1	0	2	0%	0%	0%	50%	50%	0%
Personal Injury	0	0	0	1	10	0	11	5	27	0%	4%	37%	0%	41%	19%
Prod Liability	0	0	0	0	0	0	1	0	1	0%	0%	0%	0%	100%	0%
Prof Malpractic	0	0	0	0	1	0	0	0	1	0%	0%	100%	0%	0%	0%
PIP Coverage	0	0	0	0	0	0	1	0	1	0%	0%	0%	0%	100%	0%
Real Property	0	0	0	0	0	0	1	2	3	0%	0%	0%	0%	33%	67%
Tort Other	0	0	0	0	1	0	6	2	9	0%	0%	11%	0%	67%	22%
Toxic Tort	0	0	0	0	0	0	0	4	4	0%	0%	0%	0%	0%	100%
UM/UIM Bod Inj	0	0	0	0	0	0	1	0	1	0%	0%	0%	0%	100%	0%
Total	0	0	0	1	40	24	133	52	250	0%	0%	16%	10%	53%	21%



NOTE: Some Multicounty Litigation (MCL) cases were transferred in November 2014: Atlantic to Bergen = 8,935; Atlantic to Middlesex = 4,070.

**CIVIL BACKLOG BY CASETYPE
JUNE 2023
SALEM**

	Total	Backlog	% chg
Jun 21		45	
Jun 22		46	2%
Jun 23		47	2%



1) Casetypes with the state's largest backlogs are highlighted.

2) Some Multicounty Litigation (MCL) cases were transferred in November 2014: Atlantic to Bergen = 8,935; Atlantic to Middlesex = 4,070.

**CIVIL CASELOAD SUMMARY BY CASETYPE
JULY 2022 - JUNE 2023
SOMERSET**

	Filings			Resolutions			Clearance		Backlog			Backlog Percent		Backlog Per 100 Monthly Filings		Active Pending		
	Jul 2021	Jul 2022	percent change	Jul 2021	Jul 2022	percent change	Jul 2022 - Jun 2023		Jun 2022	Jun 2023	percent change	Jun 2022	Jun 2023	Jun 2022	Jun 2023	Jun 2022	Jun 2023	percent change
	to Jun 2022	to Jun 2023		to Jun 2022	to Jun 2023		number	percent										
Act on Neg Inst	3	2	-33%	4	0	-100%	-2	0%	0	1		0%	33%	0	600	1	3	200%
Asbestos	0	0	0%	0	0	0%	0	100%	0	0	0%	0%	0%	0	0	0	0	0%
Assault & Bat	9	7	-22%	8	4	-50%	-3	57%	3	5	67%	25%	33%	400	857	12	15	25%
Auto - Pers Inj	342	326	-5%	417	358	-14%	32	110%	161	163	1%	31%	34%	565	600	515	482	-6%
Auto - Property	27	14	-48%	27	19	-30%	5	136%	1	1	0%	6%	8%	44	86	18	13	-28%
Book Account	267	164	-39%	315	194	-38%	30	118%	5	4	-20%	5%	5%	22	29	107	74	-31%
Civil Rights	10	11	10%	6	8	33%	-3	73%	2	6	200%	18%	43%	240	655	11	14	27%
Complex Comme	5	9	80%	8	10	25%	1	111%	5	7	40%	31%	47%	1,200	933	16	15	-6%
Condemnation	4	3	-25%	5	2	-60%	-1	67%	1	1	0%	33%	25%	300	400	3	4	33%
Construction	11	14	27%	23	5	-78%	-9	36%	3	2	-33%	50%	13%	327	171	6	15	150%
Contract/Comme	287	297	3%	307	286	-7%	-11	96%	33	62	88%	13%	23%	138	251	248	267	8%
Employment	17	8	-53%	7	12	71%	4	150%	1	3	200%	7%	25%	71	450	15	12	-20%
Lieu of P. Writ	18	25	39%	9	14	56%	-11	56%	0	2		0%	6%	0	96	19	32	68%
Medical Malprac	19	15	-21%	22	22	0%	7	147%	22	26	18%	43%	58%	1,389	2,080	51	45	-12%
Name Change	101	124	23%	100	125	25%	1	101%	0	0	0%	0%	0%	0	0	14	13	-7%
Other Insurance	13	14	8%	11	12	9%	-2	86%	2	2	0%	20%	18%	185	171	10	11	10%
Other MCL	0	0	0%	0	0	0%	0	100%	0	0	0%	0%	0%	0	0	0	0	0%
Other Track 1	140	109	-22%	101	121	20%	12	111%	1	11	>999%	2%	24%	9	121	65	46	-29%
Other Track 3	52	59	13%	51	47	-8%	-12	80%	10	19	90%	15%	23%	231	386	67	81	21%
Other Track 4	6	8	33%	9	11	22%	3	138%	10	13	30%	53%	81%	2,000	1,950	19	16	-16%
Personal Injury	167	189	13%	178	157	-12%	-32	83%	92	112	22%	32%	35%	661	711	285	318	12%
Prod Liability	4	10	150%	4	11	175%	1	110%	3	3	0%	33%	30%	900	360	9	10	11%
Prof Malpractic	14	13	-7%	17	10	-41%	-3	77%	11	14	27%	37%	42%	943	1,292	30	33	10%
PIP Coverage	4	2	-50%	4	3	-25%	1	150%	0	0	0%	0%	0%	0	0	1	0	-100%
Real Property	14	10	-29%	7	12	71%	2	120%	1	1	0%	10%	14%	86	120	10	7	-30%
Tort Other	75	163	117%	70	115	64%	-48	71%	11	11	0%	18%	10%	176	81	62	108	74%
Toxic Tort	0	0	0%	0	0	0%	0	100%	0	0	0%	0%	0%	0	0	0	0	0%
UM/UIIM Bod Inj	24	11	-54%	27	17	-37%	6	155%	8	16	100%	24%	57%	400	1,745	34	28	-18%
Total	1,633	1,607	-2%	1,737	1,575	-9%	-32	98%	386	485	26%	24%	29%	284	362	1,628	1,662	2%

NOTE: Some Multicounty Litigation (MCL) cases were transferred in November 2014: Atlantic to Bergen = 8,935; Atlantic to Middlesex = 4,070.

CIVIL BACKLOG SUMMARY BY CASETYPE

June 2023

SOMERSET

	Cases in Backlog															
	Track 1					Track 2				Track 3			Track 4			Total Backlog
	12 to 18 months	18 to 24 months	24 to 36 months	over 36 months	Total Track 1	18 to 24 months	24 to 36 months	over 36 months	Total Track 2	24 to 36 months	over 36 months	Total Track 3	24 to 36 months	over 36 months	Total Track 4	
Act on Neg Inst	0	1	0	0	1	0	0	0	0	0	0	0	0	0	0	1
Asbestos	0	0	0	0	0	0	0	0	0	0	0	0	0	0	0	0
Assault & Bat	0	0	0	0	0	0	0	0	0	3	2	5	0	0	0	5
Auto - Pers Inj	0	0	0	0	0	57	71	35	163	0	0	0	0	0	0	163
Auto - Property	0	0	0	0	0	0	1	0	1	0	0	0	0	0	0	1
Book Account	1	1	2	0	4	0	0	0	0	0	0	0	0	0	0	4
Civil Rights	0	0	0	0	0	0	0	0	0	4	2	6	0	0	0	6
Complex Comm	0	0	0	0	0	0	0	0	0	0	0	0	4	3	7	7
Condemnation	0	0	0	0	0	0	0	0	0	0	1	1	0	0	0	1
Construction	0	0	0	0	0	0	1	1	2	0	0	0	0	0	0	2
Contract/Comm	0	0	0	0	0	31	24	7	62	0	0	0	0	0	0	62
Employment	0	0	0	0	0	2	1	0	3	0	0	0	0	0	0	3
Lieu of P. Writ	0	0	0	0	0	0	0	0	0	0	0	0	2	0	2	2
Medical Malprac	0	0	0	0	0	0	0	0	0	13	13	26	0	0	0	26
Name Change	0	0	0	0	0	0	0	0	0	0	0	0	0	0	0	0
Other Insurance	1	0	1	0	2	0	0	0	0	0	0	0	0	0	0	2
Other MCL	0	0	0	0	0	0	0	0	0	0	0	0	0	0	0	0
Other Track 1	8	1	2	0	11	0	0	0	0	0	0	0	0	0	0	11
Other Track 3	0	0	0	0	0	0	0	0	0	12	7	19	0	0	0	19
Other Track 4	0	0	0	0	0	0	0	0	0	0	0	0	4	9	13	13
Personal Injury	0	0	0	0	0	37	46	29	112	0	0	0	0	0	0	112
Prod Liability	0	0	0	0	0	0	0	0	0	1	2	3	0	0	0	3
Prof Malpractic	0	0	0	0	0	0	0	0	0	9	5	14	0	0	0	14
PIP Coverage	0	0	0	0	0	0	0	0	0	0	0	0	0	0	0	0
Real Property	0	0	1	0	1	0	0	0	0	0	0	0	0	0	0	1
Tort Other	0	0	0	0	0	5	4	2	11	0	0	0	0	0	0	11
Toxic Tort	0	0	0	0	0	0	0	0	0	0	0	0	0	0	0	0
UM/UIM Bod Inj	0	0	0	0	0	9	6	1	16	0	0	0	0	0	0	16
Total	10	3	6	0	19	141	154	75	370	42	32	74	10	12	22	485

NOTE: Some Multicounty Litigation (MCL) cases were transferred in November 2014: Atlantic to Bergen = 8,935; Atlantic to Middlesex = 4,070.

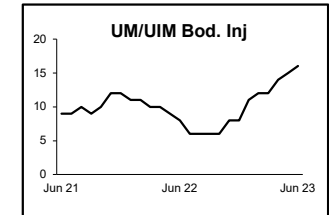
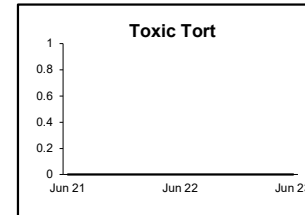
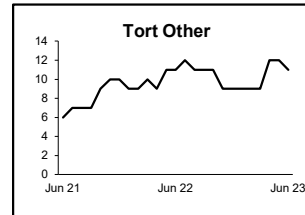
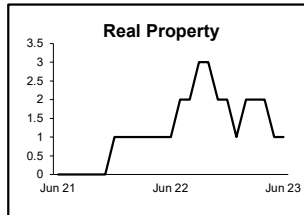
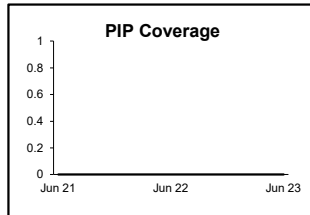
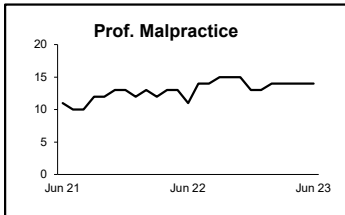
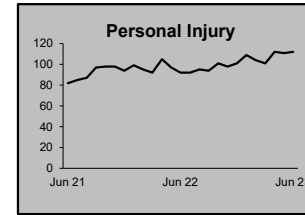
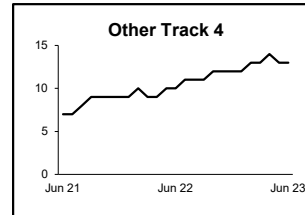
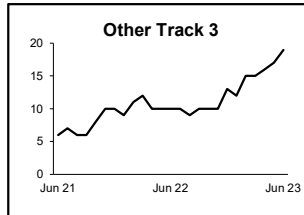
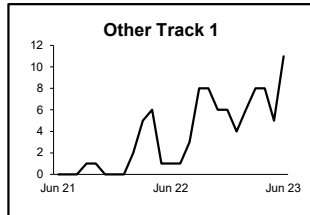
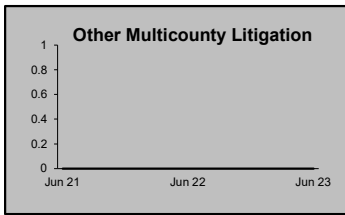
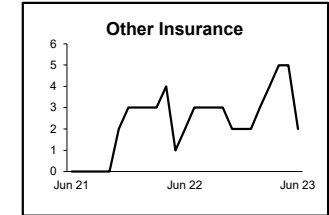

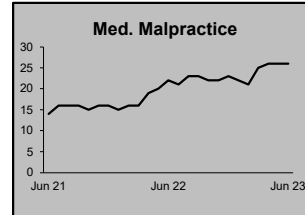
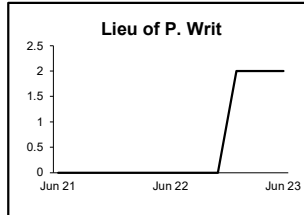
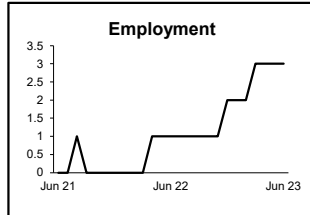
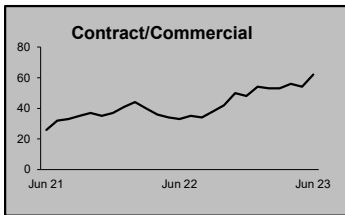
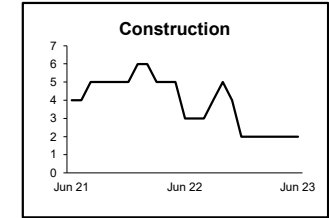
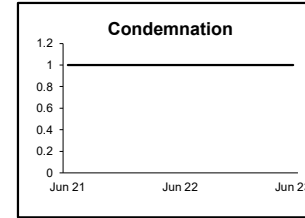
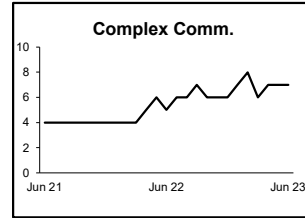
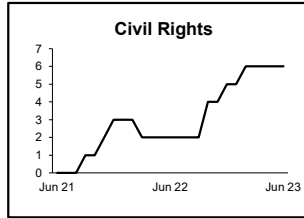
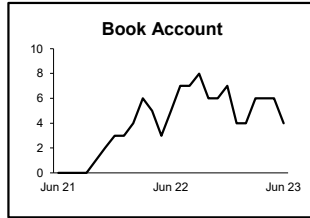
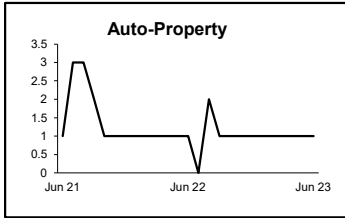
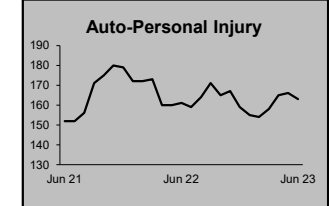
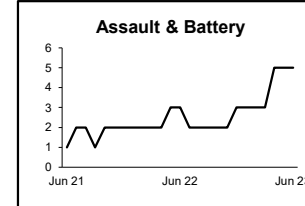
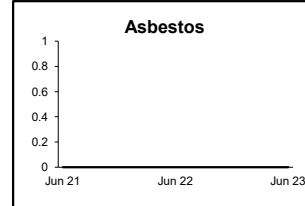
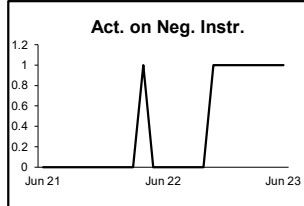
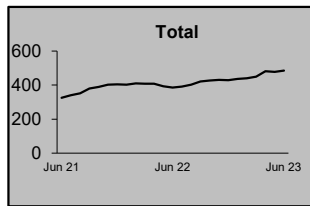
CIVIL RESOLUTION SUMMARY BY CASETYPE
JULY 2022 - JUNE 2023
SOMERSET

	Trial			Summary					Total	Percent resolved by						Monthly Resolutions
	Jury	Nonjury	Total	Judgment	Settlement	Default Judgment	Dismiss	Other		Trial	Sum Jud	Settle	Default J	Dismiss	Other	
Act on Neg Inst	0	0	0	0	0	0	0	0	0	0%	0%	0%	0%	0%	0%	
Asbestos	0	0	0	0	0	0	0	0	0	0%	0%	0%	0%	0%	0%	
Assault & Bat	0	0	0	0	1	0	2	1	4	0%	0%	25%	0%	50%	25%	
Auto - Pers Inj	6	0	6	2	100	3	235	12	358	2%	1%	28%	1%	66%	3%	
Auto - Property	0	0	0	0	5	6	7	1	19	0%	0%	26%	32%	37%	5%	
Book Account	0	1	1	11	36	66	79	1	194	1%	6%	19%	34%	41%	1%	
Civil Rights	0	0	0	0	0	0	7	1	8	0%	0%	0%	0%	88%	13%	
Complex Commer	0	0	0	1	3	0	6	0	10	0%	10%	30%	0%	60%	0%	
Condemnation	0	0	0	0	0	0	0	2	2	0%	0%	0%	0%	0%	100%	
Construction	0	0	0	0	2	0	2	1	5	0%	0%	40%	0%	40%	20%	
Contract/Commer	2	2	4	11	46	61	141	23	286	1%	4%	16%	21%	49%	8%	
Employment	0	0	0	0	3	0	8	1	12	0%	0%	25%	0%	67%	8%	
Lieu of P. Writ	0	1	1	0	4	0	7	2	14	7%	0%	29%	0%	50%	14%	
Medical Malprac	1	0	1	0	11	0	9	1	22	5%	0%	50%	0%	41%	5%	
Name Change	0	0	0	0	0	0	1	124	125	0%	0%	0%	0%	1%	99%	
Other Insurance	0	0	0	1	3	1	7	0	12	0%	8%	25%	8%	58%	0%	
Other MCL	0	0	0	0	0	0	0	0	0	0%	0%	0%	0%	0%	0%	
Other Track 1	0	0	0	2	22	11	45	41	121	0%	2%	18%	9%	37%	34%	
Other Track 3	0	0	0	1	16	1	19	10	47	0%	2%	34%	2%	40%	21%	
Other Track 4	1	0	1	0	3	1	5	1	11	9%	0%	27%	9%	45%	9%	
Personal Injury	1	0	1	1	57	2	86	10	157	1%	1%	36%	1%	55%	6%	
Prod Liability	0	0	0	0	1	0	4	6	11	0%	0%	9%	0%	36%	55%	
Prof Malpractic	1	0	1	0	4	0	4	1	10	10%	0%	40%	0%	40%	10%	
PIP Coverage	0	0	0	0	0	0	3	0	3	0%	0%	0%	0%	100%	0%	
Real Property	0	0	0	2	1	2	6	1	12	0%	17%	8%	17%	50%	8%	
Tort Other	0	0	0	0	11	54	39	11	115	0%	0%	10%	47%	34%	10%	
Toxic Tort	0	0	0	0	0	0	0	0	0	0%	0%	0%	0%	0%	0%	
UM/UIM Bod Inj	1	0	1	0	4	0	11	1	17	6%	0%	24%	0%	65%	6%	
Total	13	4	17	32	333	208	733	252	1,575	1%	2%	21%	13%	47%	16%	

NOTE: Some Multicounty Litigation (MCL) cases were transferred in November 2014: Atlantic to Bergen = 8,935; Atlantic to Middlesex = 4,070.

CIVIL BACKLOG BY CASETYPE JUNE 2023 SOMERSET

	Total	Backlog	% chg
Jun 21		325	
Jun 22		386	19%
Jun 23		485	26%



1) Casetypes with the state's largest backlogs are highlighted.

2) Some Multicounty Litigation (MCL) cases were transferred in November 2014: Atlantic to Bergen = 8,935; Atlantic to Middlesex = 4,070.

**CIVIL CASELOAD SUMMARY BY CASETYPE
JULY 2022 - JUNE 2023
SUSSEX**

	Filings			Resolutions			Clearance		Backlog			Backlog Percent		Backlog Per 100 Monthly Filings		Active Pending		
	Jul 2021	Jul 2022	percent change	Jul 2021	Jul 2022	percent change	Jul 2022 - Jun 2023		Jun 2022	Jun 2023	percent change	Jun 2022	Jun 2023	Jun 2022	Jun 2023	Jun 2022	Jun 2023	percent change
	to Jun 2022	to Jun 2023		number	percent													
Act on Neg Inst	1	4	300%	1	3	200%	-1	75%	0	0	0%	0%	0%	0	0	1	2	100%
Asbestos	0	0	0%	0	0	0%	0	100%	0	0	0%	0%	0%	0	0	0	0	0%
Assault & Bat	4	0	-100%	2	2	0%	2	100%	1	0	-100%	20%	0%	300	0	5	3	-40%
Auto - Pers Inj	95	74	-22%	92	84	-9%	10	114%	33	47	42%	25%	38%	417	762	133	124	-7%
Auto - Property	9	6	-33%	7	6	-14%	0	100%	0	0	0%	0%	0%	0	0	6	6	0%
Book Account	135	86	-36%	182	89	-51%	3	103%	5	1	-80%	11%	2%	44	14	44	41	-7%
Civil Rights	5	2	-60%	5	4	-20%	2	200%	2	5	150%	22%	71%	480	3,000	9	7	-22%
Complex Comme	1	7	600%	2	4	100%	-3	57%	2	3	50%	50%	43%	2,400	514	4	7	75%
Condemnation	0	0	0%	1	0	-100%	0	100%	0	0	0%	0%	0%	0	0	0	0	0%
Construction	3	4	33%	4	4	0%	0	100%	2	1	-50%	67%	33%	800	300	3	3	0%
Contract/Comme	86	110	28%	104	78	-25%	-32	71%	7	11	57%	11%	12%	98	120	63	95	51%
Employment	7	2	-71%	4	3	-25%	1	150%	1	1	0%	20%	33%	171	600	5	3	-40%
Lieu of P. Writ	3	3	0%	5	2	-60%	-1	67%	0	1		0%	33%	0	400	1	3	200%
Medical Malprac	15	8	-47%	10	14	40%	6	175%	9	12	33%	33%	57%	720	1,800	27	21	-22%
Name Change	36	39	8%	29	53	83%	14	136%	0	0	0%	0%	0%	0	0	16	2	-88%
Other Insurance	4	6	50%	4	4	0%	-2	67%	0	0	0%	0%	0%	0	0	2	2	0%
Other MCL	0	0	0%	0	0	0%	0	100%	0	0	0%	0%	0%	0	0	0	0	0%
Other Track 1	48	32	-33%	42	32	-24%	0	100%	1	7	600%	4%	26%	25	263	28	27	-4%
Other Track 3	23	24	4%	20	33	65%	9	138%	9	6	-33%	23%	19%	470	300	40	32	-20%
Other Track 4	2	2	0%	1	5	400%	3	250%	1	1	0%	17%	33%	600	600	6	3	-50%
Personal Injury	71	80	13%	81	70	-14%	-10	88%	46	43	-7%	40%	34%	777	645	115	126	10%
Prod Liability	2	6	200%	3	5	67%	-1	83%	2	2	0%	40%	33%	1,200	400	5	6	20%
Prof Malpractic	2	2	0%	5	4	-20%	2	200%	5	5	0%	42%	45%	3,000	3,000	12	11	-8%
PIP Coverage	3	2	-33%	3	1	-67%	-1	50%	0	0	0%	0%	0%	0	0	0	1	
Real Property	7	18	157%	3	11	267%	-7	61%	0	1		0%	9%	0	67	5	11	120%
Tort Other	22	17	-23%	23	22	-4%	5	129%	5	6	20%	26%	40%	273	424	19	15	-21%
Toxic Tort	1	0	-100%	1	0	-100%	0	100%	0	1		0%	100%	0		1	1	0%
UM/UIB Bod Inj	4	3	-25%	6	3	-50%	0	100%	0	0	0%	0%	0%	0	0	4	4	0%
Total	589	537	-9%	640	536	-16%	-1	100%	131	154	18%	24%	28%	267	344	554	556	0%

NOTE: Some Multicounty Litigation (MCL) cases were transferred in November 2014: Atlantic to Bergen = 8,935; Atlantic to Middlesex = 4,070.

CIVIL BACKLOG SUMMARY BY CASETYPE

June 2023

SUSSEX

	Cases in Backlog															
	Track 1					Track 2				Track 3			Track 4			Total Backlog
	12 to 18 months	18 to 24 months	24 to 36 months	over 36 months	Total Track 1	18 to 24 months	24 to 36 months	over 36 months	Total Track 2	24 to 36 months	over 36 months	Total Track 3	24 to 36 months	over 36 months	Total Track 4	
Act on Neg Inst	0	0	0	0	0	0	0	0	0	0	0	0	0	0	0	0
Asbestos	0	0	0	0	0	0	0	0	0	0	0	0	0	0	0	0
Assault & Bat	0	0	0	0	0	0	0	0	0	0	0	0	0	0	0	0
Auto - Pers Inj	0	0	0	0	0	20	21	6	47	0	0	0	0	0	0	47
Auto - Property	0	0	0	0	0	0	0	0	0	0	0	0	0	0	0	0
Book Account	1	0	0	0	1	0	0	0	0	0	0	0	0	0	0	1
Civil Rights	0	0	0	0	0	0	0	0	0	4	1	5	0	0	0	5
Complex Comm	0	0	0	0	0	0	0	0	0	0	0	0	2	1	3	3
Condemnation	0	0	0	0	0	0	0	0	0	0	0	0	0	0	0	0
Construction	0	0	0	0	0	0	1	0	1	0	0	0	0	0	0	1
Contract/Comm	0	0	0	0	0	7	3	1	11	0	0	0	0	0	0	11
Employment	0	0	0	0	0	0	0	1	1	0	0	0	0	0	0	1
Lieu of P. Writ	0	0	0	0	0	0	0	0	0	0	0	0	1	0	1	1
Medical Malprac	0	0	0	0	0	0	0	0	0	7	5	12	0	0	0	12
Name Change	0	0	0	0	0	0	0	0	0	0	0	0	0	0	0	0
Other Insurance	0	0	0	0	0	0	0	0	0	0	0	0	0	0	0	0
Other MCL	0	0	0	0	0	0	0	0	0	0	0	0	0	0	0	0
Other Track 1	5	2	0	0	7	0	0	0	0	0	0	0	0	0	0	7
Other Track 3	0	0	0	0	0	0	0	0	0	3	3	6	0	0	0	6
Other Track 4	0	0	0	0	0	0	0	0	0	0	0	0	1	0	1	1
Personal Injury	0	0	0	0	0	14	20	9	43	0	0	0	0	0	0	43
Prod Liability	0	0	0	0	0	0	0	0	0	1	1	2	0	0	0	2
Prof Malpractic	0	0	0	0	0	0	0	0	0	2	3	5	0	0	0	5
PIP Coverage	0	0	0	0	0	0	0	0	0	0	0	0	0	0	0	0
Real Property	1	0	0	0	1	0	0	0	0	0	0	0	0	0	0	1
Tort Other	0	0	0	0	0	1	4	1	6	0	0	0	0	0	0	6
Toxic Tort	0	0	0	0	0	0	0	0	0	1	0	1	0	0	0	1
UM/UIM Bod Inj	0	0	0	0	0	0	0	0	0	0	0	0	0	0	0	0
Total	7	2	0	0	9	42	49	18	109	18	13	31	4	1	5	154

NOTE: Some Multicounty Litigation (MCL) cases were transferred in November 2014: Atlantic to Bergen = 8,935; Atlantic to Middlesex = 4,070.

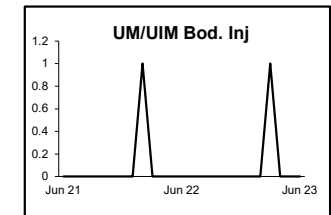
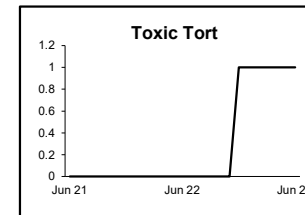
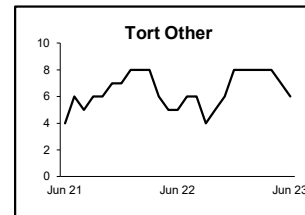
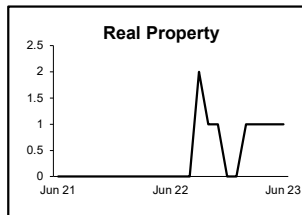
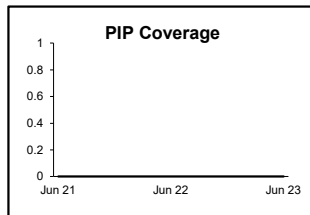
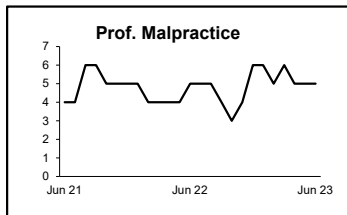
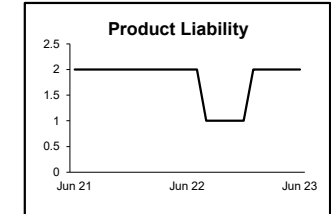
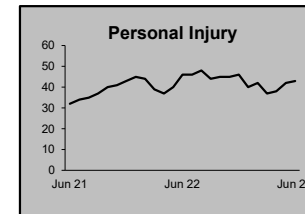
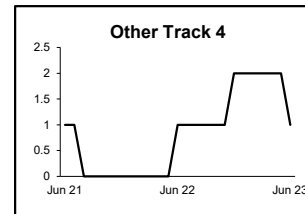
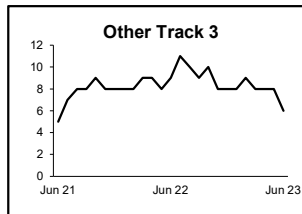
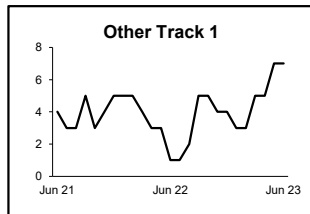
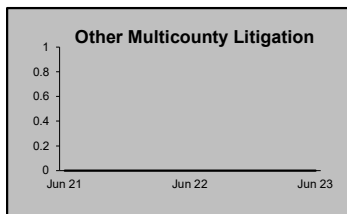
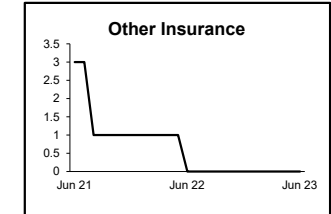

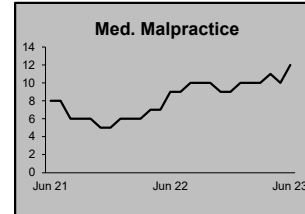
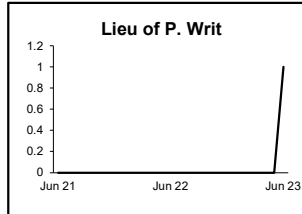
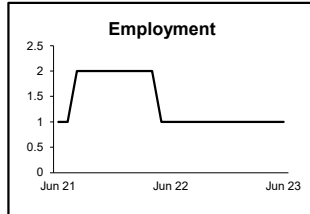
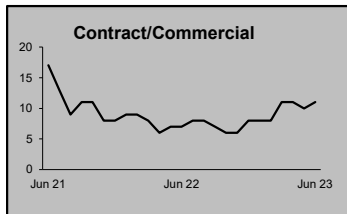
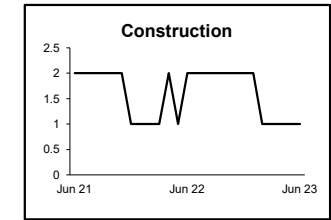
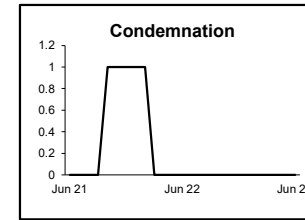
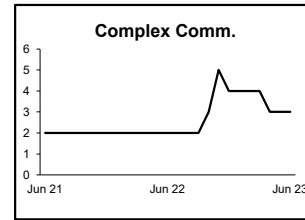
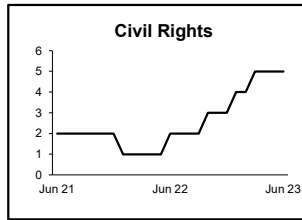
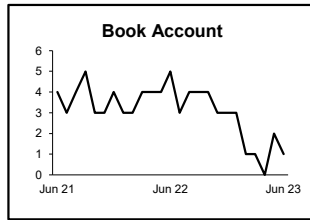
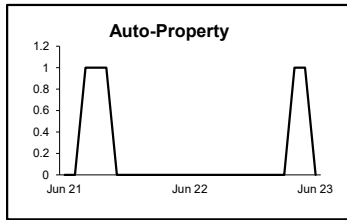
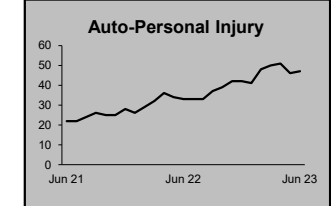
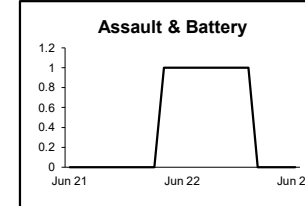
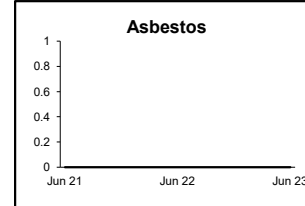
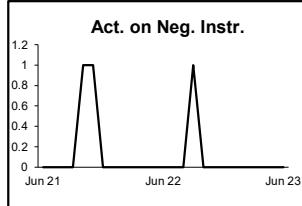
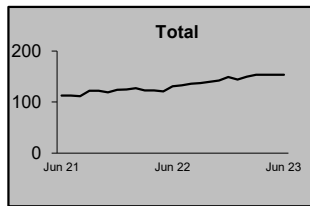
CIVIL RESOLUTION SUMMARY BY CASETYPE JULY 2022 - JUNE 2023 SUSSEX

	Trial			Summary					Total	Percent resolved by						Monthly Resolutions
	Jury	Nonjury	Total	Judgment	Settlement	Default Judgment	Dismiss	Other		Trial	Sum Jud	Settle	Default J	Dismiss	Other	
Act on Neg Inst	0	0	0	0	0	0	3	0	3	0%	0%	0%	0%	100%	0%	
Asbestos	0	0	0	0	0	0	0	0	0	0%	0%	0%	0%	0%	0%	
Assault & Bat	0	0	0	0	1	0	1	0	2	0%	0%	50%	0%	50%	0%	
Auto - Pers Inj	0	0	0	1	25	0	55	3	84	0%	1%	30%	0%	65%	4%	
Auto - Property	0	0	0	1	0	2	3	0	6	0%	17%	0%	33%	50%	0%	
Book Account	0	0	0	7	10	26	45	1	89	0%	8%	11%	29%	51%	1%	
Civil Rights	0	0	0	0	0	0	4	0	4	0%	0%	0%	0%	100%	0%	
Complex Commer	0	0	0	0	1	0	2	1	4	0%	0%	25%	0%	50%	25%	
Condemnation	0	0	0	0	0	0	0	0	0	0%	0%	0%	0%	0%	0%	
Construction	0	0	0	0	1	1	2	0	4	0%	0%	25%	25%	50%	0%	
Contract/Commer	0	0	0	6	8	22	41	1	78	0%	8%	10%	28%	53%	1%	
Employment	0	0	0	0	1	0	2	0	3	0%	0%	33%	0%	67%	0%	
Lieu of P. Writ	0	0	0	0	0	0	1	1	2	0%	0%	0%	0%	50%	50%	
Medical Malprac	0	0	0	0	0	0	14	0	14	0%	0%	0%	0%	100%	0%	
Name Change	0	0	0	0	0	0	4	49	53	0%	0%	0%	0%	8%	92%	
Other Insurance	0	0	0	0	1	0	3	0	4	0%	0%	25%	0%	75%	0%	
Other MCL	0	0	0	0	0	0	0	0	0	0%	0%	0%	0%	0%	0%	
Other Track 1	0	0	0	1	5	1	24	1	32	0%	3%	16%	3%	75%	3%	
Other Track 3	0	0	0	1	5	0	26	1	33	0%	3%	15%	0%	79%	3%	
Other Track 4	0	0	0	0	1	1	3	0	5	0%	0%	20%	20%	60%	0%	
Personal Injury	1	0	1	2	20	0	42	5	70	1%	3%	29%	0%	60%	7%	
Prod Liability	0	0	0	0	0	0	5	0	5	0%	0%	0%	0%	100%	0%	
Prof Malpractic	0	0	0	1	0	0	3	0	4	0%	25%	0%	0%	75%	0%	
PIP Coverage	0	0	0	0	0	0	1	0	1	0%	0%	0%	0%	100%	0%	
Real Property	0	0	0	0	3	1	7	0	11	0%	0%	27%	9%	64%	0%	
Tort Other	0	1	1	1	5	0	15	0	22	5%	5%	23%	0%	68%	0%	
Toxic Tort	0	0	0	0	0	0	0	0	0	0%	0%	0%	0%	0%	0%	
UM/UIM Bod Inj	0	0	0	0	0	0	3	0	3	0%	0%	0%	0%	100%	0%	
Total	1	1	2	21	87	54	309	63	536	0%	4%	16%	10%	58%	12%	

NOTE: Some Multicounty Litigation (MCL) cases were transferred in November 2014: Atlantic to Bergen = 8,935; Atlantic to Middlesex = 4,070.

CIVIL BACKLOG BY CASETYPE JUNE 2023 SUSSEX

	Total	Backlog	% chg
Jun 21		113	
Jun 22		131	16%
Jun 23		154	18%



1) Casetypes with the state's largest backlogs are highlighted.

2) Some Multicounty Litigation (MCL) cases were transferred in November 2014: Atlantic to Bergen = 8,935; Atlantic to Middlesex = 4,070.

CIVIL CASELOAD SUMMARY BY CASETYPE
JULY 2022 - JUNE 2023
UNION

	Filings			Resolutions			Clearance		Backlog			Backlog Percent		Backlog Per 100 Monthly Filings		Active Pending		
	Jul 2021	Jul 2022	percent change	Jul 2021	Jul 2022	percent change	Jul 2022 - Jun 2023		Jun 2022	Jun 2023	percent change	Jun 2022	Jun 2023	Jun 2022	Jun 2023	Jun 2022	Jun 2023	percent change
	to Jun 2022	to Jun 2023		number	percent													
Act on Neg Inst	4	7	75%	2	6	200%	-1	86%	2	1	-50%	67%	25%	600	171	3	4	33%
Asbestos	0	0	0%	0	0	0%	0	100%	0	0	0%	0%	0%	0	0	0	0	0%
Assault & Bat	14	6	-57%	7	11	57%	5	183%	2	1	-50%	13%	9%	171	200	15	11	-27%
Auto - Pers Inj	1,847	1,900	3%	2,242	2,118	-6%	218	111%	708	541	-24%	28%	23%	460	342	2,537	2,317	-9%
Auto - Property	87	95	9%	74	110	49%	15	116%	11	10	-9%	14%	16%	152	126	76	62	-18%
Book Account	453	358	-21%	521	427	-18%	69	119%	62	37	-40%	24%	19%	164	124	261	191	-27%
Civil Rights	22	14	-36%	15	19	27%	5	136%	6	9	50%	22%	41%	327	771	27	22	-19%
Complex Comme	22	15	-32%	16	9	-44%	-6	60%	9	12	33%	47%	60%	491	960	19	20	5%
Condemnation	8	5	-38%	1	7	600%	2	140%	2	1	-50%	22%	14%	300	240	9	7	-22%
Construction	23	24	4%	28	33	18%	9	138%	12	7	-42%	34%	28%	626	350	35	25	-29%
Contract/Comme	469	522	11%	457	521	14%	-1	100%	85	86	1%	20%	20%	217	198	430	431	0%
Employment	15	17	13%	13	16	23%	-1	94%	3	5	67%	19%	29%	240	353	16	17	6%
Lieu of P. Writ	12	29	142%	12	25	108%	-4	86%	3	3	0%	14%	12%	300	124	22	26	18%
Medical Malprac	49	40	-18%	46	61	33%	21	153%	51	49	-4%	40%	45%	1,249	1,470	129	109	-16%
Name Change	138	173	25%	124	176	42%	3	102%	1	0	-100%	2%	0%	9	0	48	45	-6%
Other Insurance	19	21	11%	34	24	-29%	3	114%	11	4	-64%	55%	24%	695	229	20	17	-15%
Other MCL	0	0	0%	0	0	0%	0	100%	0	0	0%	0%	0%	0	0	0	0	0%
Other Track 1	209	224	7%	208	217	4%	-7	97%	34	37	9%	24%	23%	195	198	144	160	11%
Other Track 3	102	128	25%	131	128	-2%	0	100%	50	55	10%	28%	31%	588	516	178	179	1%
Other Track 4	9	12	33%	19	14	-26%	2	117%	15	19	27%	56%	70%	2,000	1,900	27	27	0%
Personal Injury	589	616	5%	673	609	-10%	-7	99%	231	210	-9%	27%	24%	471	409	854	859	1%
Prod Liability	8	15	88%	19	12	-37%	-3	80%	7	6	-14%	50%	35%	1,050	480	14	17	21%
Prof Malpractic	29	35	21%	43	37	-14%	2	106%	24	17	-29%	44%	31%	993	583	54	55	2%
PIP Coverage	19	13	-32%	19	18	-5%	5	138%	2	0	-100%	22%	0%	126	0	9	4	-56%
Real Property	13	16	23%	17	11	-35%	-5	69%	2	3	50%	25%	23%	185	225	8	13	63%
Tort Other	96	126	31%	102	103	1%	-23	82%	28	28	0%	27%	22%	350	267	105	125	19%
Toxic Tort	1	2	100%	0	1		-1	50%	0	0	0%	0%	0%	0	0	1	2	100%
UM/UIIM Bod Inj	96	103	7%	117	126	8%	23	122%	47	27	-43%	35%	24%	588	315	136	112	-18%
Total	4,353	4,516	4%	4,940	4,839	-2%	323	107%	1,408	1,168	-17%	27%	24%	388	310	5,177	4,857	-6%

NOTE: Some Multicounty Litigation (MCL) cases were transferred in November 2014: Atlantic to Bergen = 8,935; Atlantic to Middlesex = 4,070.

CIVIL BACKLOG SUMMARY BY CASETYPE

June 2023

UNION

	Cases in Backlog															
	Track 1					Track 2				Track 3			Track 4			Total Backlog
	12 to 18 months	18 to 24 months	24 to 36 months	over 36 months	Total Track 1	18 to 24 months	24 to 36 months	over 36 months	Total Track 2	24 to 36 months	over 36 months	Total Track 3	24 to 36 months	over 36 months	Total Track 4	
Act on Neg Inst	0	0	1	0	1	0	0	0	0	0	0	0	0	0	0	1
Asbestos	0	0	0	0	0	0	0	0	0	0	0	0	0	0	0	0
Assault & Bat	0	0	0	0	0	0	0	0	0	0	1	1	0	0	0	1
Auto - Pers Inj	0	0	0	0	0	273	191	77	541	0	0	0	0	0	0	541
Auto - Property	0	0	0	0	0	3	6	1	10	0	0	0	0	0	0	10
Book Account	20	11	4	2	37	0	0	0	0	0	0	0	0	0	0	37
Civil Rights	0	0	0	0	0	0	0	0	0	4	5	9	0	0	0	9
Complex Comm	0	0	0	0	0	0	1	0	1	0	0	0	3	8	11	12
Condemnation	0	0	0	0	0	0	0	0	0	0	1	1	0	0	0	1
Construction	0	0	0	0	0	3	2	2	7	0	0	0	0	0	0	7
Contract/Comm	1	0	0	0	1	37	24	24	85	0	0	0	0	0	0	86
Employment	0	0	0	0	0	1	3	1	5	0	0	0	0	0	0	5
Lieu of P. Writ	0	0	0	0	0	0	0	0	0	0	0	0	3	0	3	3
Medical Malprac	0	0	0	0	0	0	0	0	0	27	22	49	0	0	0	49
Name Change	0	0	0	0	0	0	0	0	0	0	0	0	0	0	0	0
Other Insurance	2	0	1	1	4	0	0	0	0	0	0	0	0	0	0	4
Other MCL	0	0	0	0	0	0	0	0	0	0	0	0	0	0	0	0
Other Track 1	16	10	9	0	35	0	1	0	1	0	1	1	0	0	0	37
Other Track 3	0	0	0	0	0	0	0	0	0	26	29	55	0	0	0	55
Other Track 4	0	0	0	0	0	0	0	0	0	0	0	0	6	13	19	19
Personal Injury	0	0	0	0	0	106	81	23	210	0	0	0	0	0	0	210
Prod Liability	0	0	0	0	0	0	0	0	0	1	5	6	0	0	0	6
Prof Malpractic	0	0	0	0	0	0	0	0	0	8	9	17	0	0	0	17
PIP Coverage	0	0	0	0	0	0	0	0	0	0	0	0	0	0	0	0
Real Property	1	0	2	0	3	0	0	0	0	0	0	0	0	0	0	3
Tort Other	0	0	0	0	0	19	6	3	28	0	0	0	0	0	0	28
Toxic Tort	0	0	0	0	0	0	0	0	0	0	0	0	0	0	0	0
UM/UIM Bod Inj	0	0	0	0	0	15	10	2	27	0	0	0	0	0	0	27
Total	40	21	17	3	81	457	325	133	915	66	73	139	12	21	33	1,168

NOTE: Some Multicounty Litigation (MCL) cases were transferred in November 2014: Atlantic to Bergen = 8,935; Atlantic to Middlesex = 4,070.

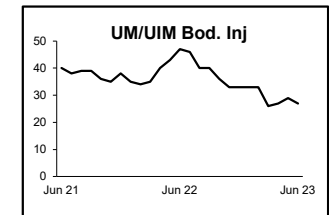
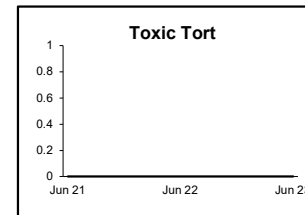
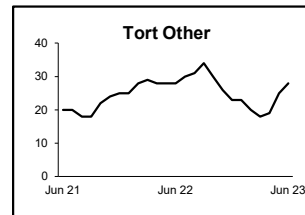
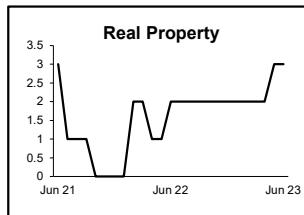
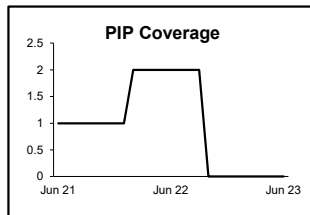
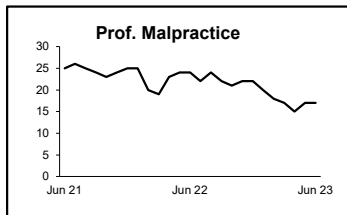
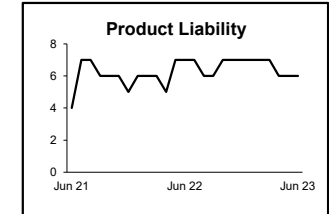
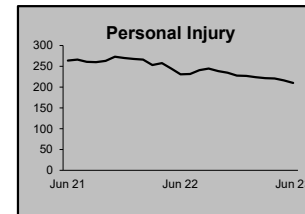
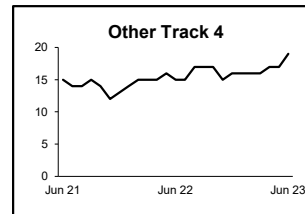
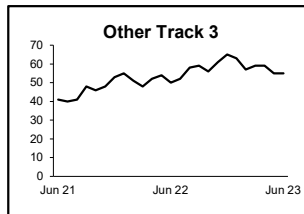
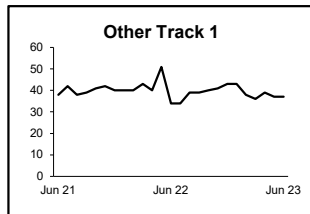
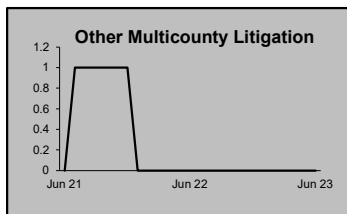
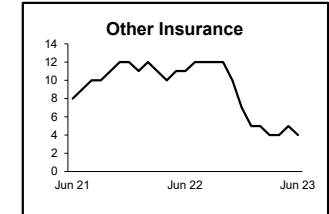
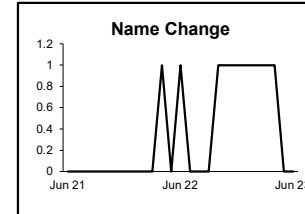
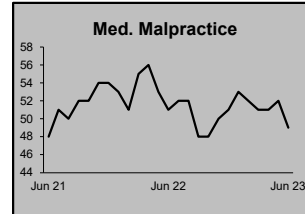
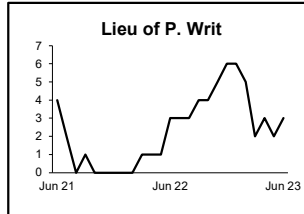
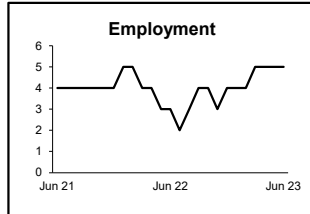
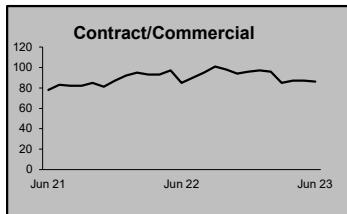
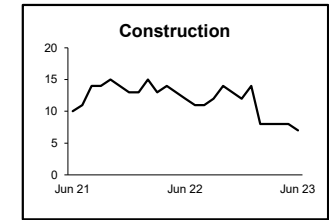
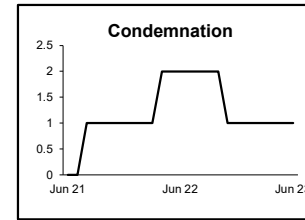
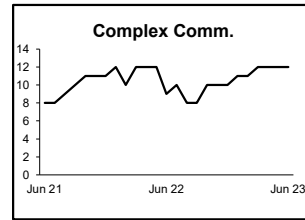
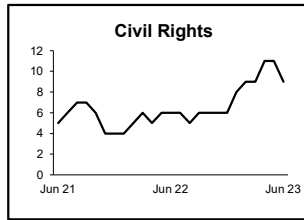
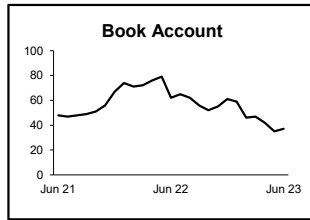
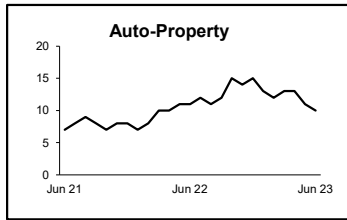
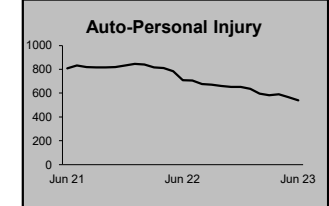
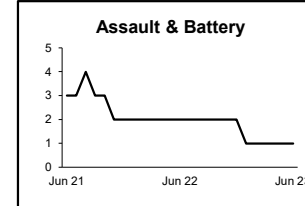
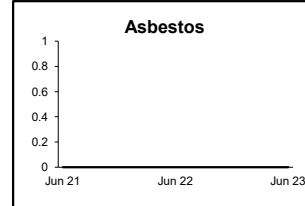
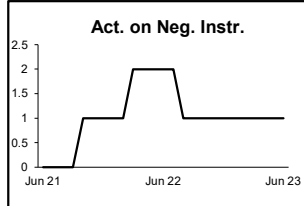
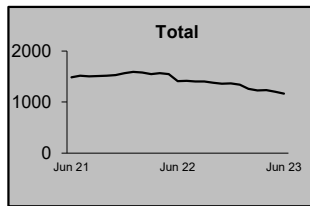
CIVIL RESOLUTION SUMMARY BY CASETYPE
JULY 2022 - JUNE 2023
UNION

	Trial			Summary					Total	Percent resolved by						Monthly Resolutions
	Jury	Nonjury	Total	Judgment	Settlement	Default Judgment	Dismiss	Other		Trial	Sum Jud	Settle	Default J	Dismiss	Other	
Act on Neg Inst	0	0	0	0	0	3	3	0	6	0%	0%	0%	50%	50%	0%	
Asbestos	0	0	0	0	0	0	0	0	0	0%	0%	0%	0%	0%	0%	
Assault & Bat	0	0	0	0	4	0	7	0	11	0%	0%	36%	0%	64%	0%	
Auto - Pers Inj	15	0	15	13	731	13	1,263	83	2,118	1%	1%	35%	1%	60%	4%	
Auto - Property	0	0	0	1	7	33	67	2	110	0%	1%	6%	30%	61%	2%	
Book Account	0	0	0	34	72	124	192	5	427	0%	8%	17%	29%	45%	1%	
Civil Rights	0	0	0	0	2	0	14	3	19	0%	0%	11%	0%	74%	16%	
Complex Commer	0	1	1	0	1	0	6	1	9	11%	0%	11%	0%	67%	11%	
Condemnation	0	0	0	1	0	0	1	5	7	0%	14%	0%	0%	14%	71%	
Construction	0	0	0	2	4	4	23	0	33	0%	6%	12%	12%	70%	0%	
Contract/Commer	2	3	5	28	87	84	303	14	521	1%	5%	17%	16%	58%	3%	
Employment	0	0	0	0	1	1	11	3	16	0%	0%	6%	6%	69%	19%	
Lieu of P. Writ	0	0	0	1	1	0	22	1	25	0%	4%	4%	0%	88%	4%	
Medical Malprac	2	0	2	0	26	1	27	5	61	3%	0%	43%	2%	44%	8%	
Name Change	0	0	0	0	0	0	28	148	176	0%	0%	0%	0%	16%	84%	
Other Insurance	0	0	0	1	5	2	13	3	24	0%	4%	21%	8%	54%	13%	
Other MCL	0	0	0	0	0	0	0	0	0	0%	0%	0%	0%	0%	0%	
Other Track 1	0	0	0	6	38	12	121	40	217	0%	3%	18%	6%	56%	18%	
Other Track 3	0	0	0	1	28	1	89	9	128	0%	1%	22%	1%	70%	7%	
Other Track 4	0	0	0	0	1	4	9	0	14	0%	0%	7%	29%	64%	0%	
Personal Injury	7	0	7	8	201	9	350	34	609	1%	1%	33%	1%	57%	6%	
Prod Liability	0	0	0	1	2	0	6	3	12	0%	8%	17%	0%	50%	25%	
Prof Malpractic	0	0	0	0	8	1	28	0	37	0%	0%	22%	3%	76%	0%	
PIP Coverage	0	0	0	0	1	1	14	2	18	0%	0%	6%	6%	78%	11%	
Real Property	0	0	0	1	2	1	5	2	11	0%	9%	18%	9%	45%	18%	
Tort Other	0	0	0	2	26	8	63	4	103	0%	2%	25%	8%	61%	4%	
Toxic Tort	0	0	0	0	0	0	1	0	1	0%	0%	0%	0%	100%	0%	
UM/UIM Bod Inj	0	0	0	2	38	1	80	5	126	0%	2%	30%	1%	63%	4%	
Total	26	4	30	102	1,286	303	2,746	372	4,839	1%	2%	27%	6%	57%	8%	

NOTE: Some Multicounty Litigation (MCL) cases were transferred in November 2014: Atlantic to Bergen = 8,935; Atlantic to Middlesex = 4,070.

**CIVIL BACKLOG BY CASETYPE
JUNE 2023
UNION**

	Total	Backlog	% chg
Jun 21		1,483	
Jun 22		1,408	-5%
Jun 23		1,168	-17%



1) Casetypes with the state's largest backlogs are highlighted.

2) Some Multicounty Litigation (MCL) cases were transferred in November 2014: Atlantic to Bergen = 8,935; Atlantic to Middlesex = 4,070.

**CIVIL CASELOAD SUMMARY BY CASETYPE
JULY 2022 - JUNE 2023
WARREN**

	Filings			Resolutions			Clearance		Backlog			Backlog Percent		Backlog Per 100 Monthly Filings		Active Pending		
	Jul 2021 to Jun 2022	Jul 2022 to Jun 2023	percent change	Jul 2021 to Jun 2022	Jul 2022 to Jun 2023	percent change	Jul 2022 - Jun 2023		Jun 2022	Jun 2023	percent change	Jun 2022	Jun 2023	Jun 2022	Jun 2023	Jun 2022	Jun 2023	percent change
							number	percent										
Act on Neg Inst	0	1		0	1		0	100%	0	0	0%	0%	0%	0	0	0	0	0%
Asbestos	0	0	0%	0	0	0%	0	100%	0	0	0%	0%	0%	0	0	0	0	0%
Assault & Bat	8	0	-100%	1	7	600%	7	100%	2	2	0%	20%	67%	300		10	3	-70%
Auto - Pers Inj	55	72	31%	68	62	-9%	-10	86%	23	32	39%	28%	34%	502	533	82	95	16%
Auto - Property	4	5	25%	3	6	100%	1	120%	0	0	0%	0%	0%	0	0	3	2	-33%
Book Account	74	51	-31%	102	47	-54%	-4	92%	1	2	100%	3%	6%	16	47	31	35	13%
Civil Rights	3	2	-33%	3	2	-33%	0	100%	0	0	0%	0%	0%	0	0	2	2	0%
Complex Comme	0	0	0%	1	0	-100%	0	100%	1	2	100%	50%	100%			2	2	0%
Condemnation	0	1		0	0	0%	-1	0%	0	0	0%	0%	0%	0	0	0	1	
Construction	3	6	100%	4	2	-50%	-4	33%	0	1		0%	17%	0	200	2	6	200%
Contract/Comme	60	78	30%	69	70	1%	-8	90%	7	9	29%	16%	16%	140	138	45	56	24%
Employment	2	1	-50%	2	0	-100%	-1	0%	0	0	0%	0%	0%	0	0	0	1	
Lieu of P. Writ	2	6	200%	5	3	-40%	-3	50%	0	3		0%	33%	0	600	6	9	50%
Medical Malprac	9	6	-33%	6	8	33%	2	133%	11	16	45%	42%	67%	1,467	3,200	26	24	-8%
Name Change	26	42	62%	26	43	65%	1	102%	0	0	0%	0%	0%	0	0	2	2	0%
Other Insurance	2	0	-100%	3	0	-100%	0	100%	0	0	0%	0%	0%	0	0	0	0	0%
Other MCL	0	0	0%	0	0	0%	0	100%	0	0	0%	0%	0%	0	0	0	0	0%
Other Track 1	43	37	-14%	37	33	-11%	-4	89%	2	9	350%	10%	39%	56	292	21	23	10%
Other Track 3	16	12	-25%	12	10	-17%	-2	83%	4	3	-25%	21%	14%	300	300	19	21	11%
Other Track 4	0	1		1	1	0%	0	100%	1	1	0%	50%	50%		1,200	2	2	0%
Personal Injury	54	55	2%	55	60	9%	5	109%	24	31	29%	28%	38%	533	676	86	81	-6%
Prod Liability	2	0	-100%	1	1	0%	1	100%	2	1	-50%	50%	33%	1,200		4	3	-25%
Prof Malpractic	0	4		0	2		-2	50%	0	3		0%	60%	0	900	3	5	67%
PIP Coverage	0	1		0	1		0	100%	1	1	0%	100%	100%		1,200	1	1	0%
Real Property	5	5	0%	5	3	-40%	-2	60%	1	2	100%	25%	40%	240	480	4	5	25%
Tort Other	13	13	0%	9	15	67%	2	115%	3	4	33%	21%	36%	277	369	14	11	-21%
Toxic Tort	0	0	0%	0	0	0%	0	100%	0	1		0%	100%	0		1	1	0%
UM/UIIM Bod Inj	1	4	300%	3	2	-33%	-2	50%	0	1		0%	20%	0	300	3	5	67%
Total	382	403	5%	416	379	-9%	-24	94%	83	124	49%	22%	31%	261	369	369	396	7%

NOTE: Some Multicounty Litigation (MCL) cases were transferred in November 2014: Atlantic to Bergen = 8,935; Atlantic to Middlesex = 4,070.

CIVIL BACKLOG SUMMARY BY CASETYPE

June 2023

WARREN

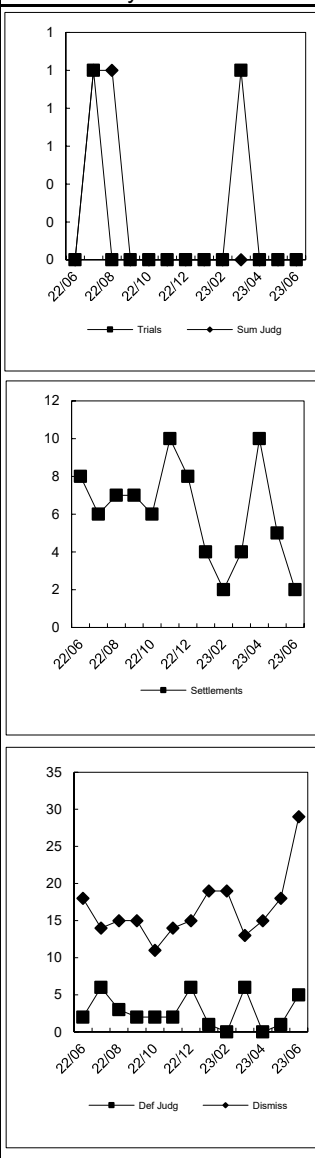
	Cases in Backlog															
	Track 1					Track 2				Track 3			Track 4			Total Backlog
	12 to 18 months	18 to 24 months	24 to 36 months	over 36 months	Total Track 1	18 to 24 months	24 to 36 months	over 36 months	Total Track 2	24 to 36 months	over 36 months	Total Track 3	24 to 36 months	over 36 months	Total Track 4	
Act on Neg Inst	0	0	0	0	0	0	0	0	0	0	0	0	0	0	0	0
Asbestos	0	0	0	0	0	0	0	0	0	0	0	0	0	0	0	0
Assault & Bat	0	0	0	0	0	0	0	0	0	0	2	2	0	0	0	2
Auto - Pers Inj	0	0	0	0	0	13	14	5	32	0	0	0	0	0	0	32
Auto - Property	0	0	0	0	0	0	0	0	0	0	0	0	0	0	0	0
Book Account	1	0	1	0	2	0	0	0	0	0	0	0	0	0	0	2
Civil Rights	0	0	0	0	0	0	0	0	0	0	0	0	0	0	0	0
Complex Comm	0	0	0	0	0	0	0	0	0	0	0	0	1	1	2	2
Condemnation	0	0	0	0	0	0	0	0	0	0	0	0	0	0	0	0
Construction	0	0	0	0	0	1	0	0	1	0	0	0	0	0	0	1
Contract/Comm	0	0	0	0	0	2	5	2	9	0	0	0	0	0	0	9
Employment	0	0	0	0	0	0	0	0	0	0	0	0	0	0	0	0
Lieu of P. Writ	0	0	0	0	0	0	0	0	0	0	0	0	3	0	3	3
Medical Malprac	0	0	0	0	0	0	0	0	0	7	9	16	0	0	0	16
Name Change	0	0	0	0	0	0	0	0	0	0	0	0	0	0	0	0
Other Insurance	0	0	0	0	0	0	0	0	0	0	0	0	0	0	0	0
Other MCL	0	0	0	0	0	0	0	0	0	0	0	0	0	0	0	0
Other Track 1	4	4	0	0	8	0	1	0	1	0	0	0	0	0	0	9
Other Track 3	0	0	0	0	0	0	0	0	0	2	1	3	0	0	0	3
Other Track 4	0	0	0	0	0	0	0	0	0	0	0	0	0	1	1	1
Personal Injury	0	0	0	0	0	7	19	5	31	0	0	0	0	0	0	31
Prod Liability	0	0	0	0	0	0	0	0	0	0	1	1	0	0	0	1
Prof Malpractic	0	0	0	0	0	0	0	0	0	3	0	3	0	0	0	3
PIP Coverage	0	0	1	0	1	0	0	0	0	0	0	0	0	0	0	1
Real Property	2	0	0	0	2	0	0	0	0	0	0	0	0	0	0	2
Tort Other	0	0	0	0	0	1	1	2	4	0	0	0	0	0	0	4
Toxic Tort	0	0	0	0	0	0	0	0	0	1	0	1	0	0	0	1
UM/UIM Bod Inj	0	0	0	0	0	0	1	0	1	0	0	0	0	0	0	1
Total	7	4	2	0	13	24	41	14	79	13	13	26	4	2	6	124

NOTE: Some Multicounty Litigation (MCL) cases were transferred in November 2014: Atlantic to Bergen = 8,935; Atlantic to Middlesex = 4,070.

CIVIL RESOLUTION SUMMARY BY CASETYPE JULY 2022 - JUNE 2023 WARREN

	Trial			Summary					Total	Percent resolved by					
	Jury	Nonjury	Total	Judgment	Settlement	Default Judgment	Dismiss	Other		Trial	Sum Jud	Settle	Default J	Dismiss	Other
Act on Neg Inst	0	0	0	0	0	1	0	0	1	0%	0%	0%	100%	0%	0%
Asbestos	0	0	0	0	0	0	0	0	0	0%	0%	0%	0%	0%	0%
Assault & Bat	0	0	0	0	0	0	7	0	7	0%	0%	0%	0%	100%	0%
Auto - Pers Inj	0	0	0	0	16	0	41	5	62	0%	0%	26%	0%	66%	8%
Auto - Property	0	0	0	0	0	2	4	0	6	0%	0%	0%	33%	67%	0%
Book Account	0	0	0	2	14	16	14	1	47	0%	4%	30%	34%	30%	2%
Civil Rights	0	0	0	0	0	0	2	0	2	0%	0%	0%	0%	100%	0%
Complex Commer	0	0	0	0	0	0	0	0	0	0%	0%	0%	0%	0%	0%
Condemnation	0	0	0	0	0	0	0	0	0	0%	0%	0%	0%	0%	0%
Construction	0	0	0	0	0	1	1	0	2	0%	0%	0%	50%	50%	0%
Contract/Commer	0	1	1	0	12	12	42	3	70	1%	0%	17%	17%	60%	4%
Employment	0	0	0	0	0	0	0	0	0	0%	0%	0%	0%	0%	0%
Lieu of P. Writ	0	1	1	0	1	0	1	0	3	33%	0%	33%	0%	33%	0%
Medical Malprac	0	0	0	0	3	0	5	0	8	0%	0%	38%	0%	63%	0%
Name Change	0	0	0	0	0	0	0	43	43	0%	0%	0%	0%	0%	100%
Other Insurance	0	0	0	0	0	0	0	0	0	0%	0%	0%	0%	0%	0%
Other MCL	0	0	0	0	0	0	0	0	0	0%	0%	0%	0%	0%	0%
Other Track 1	0	0	0	0	6	1	20	6	33	0%	0%	18%	3%	61%	18%
Other Track 3	0	0	0	0	2	0	7	1	10	0%	0%	20%	0%	70%	10%
Other Track 4	0	0	0	0	1	0	0	0	1	0%	0%	100%	0%	0%	0%
Personal Injury	0	0	0	0	12	1	37	10	60	0%	0%	20%	2%	62%	17%
Prod Liability	0	0	0	0	1	0	0	0	1	0%	0%	100%	0%	0%	0%
Prof Malpractic	0	0	0	0	1	0	1	0	2	0%	0%	50%	0%	50%	0%
PIP Coverage	0	0	0	0	0	0	1	0	1	0%	0%	0%	0%	100%	0%
Real Property	0	0	0	0	1	0	1	1	3	0%	0%	33%	0%	33%	33%
Tort Other	0	0	0	0	1	0	11	3	15	0%	0%	7%	0%	73%	20%
Toxic Tort	0	0	0	0	0	0	0	0	0	0%	0%	0%	0%	0%	0%
UM/UIM Bod Inj	0	0	0	0	0	0	2	0	2	0%	0%	0%	0%	100%	0%
Total	0	2	2	2	71	34	197	73	379	1%	1%	19%	9%	52%	19%

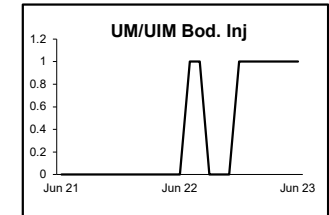
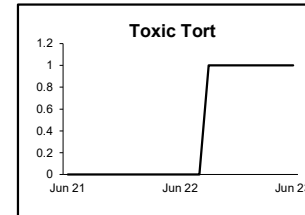
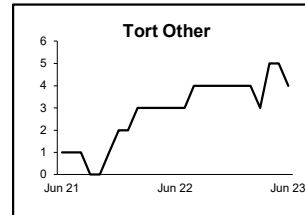
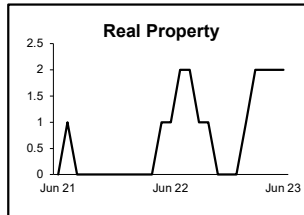
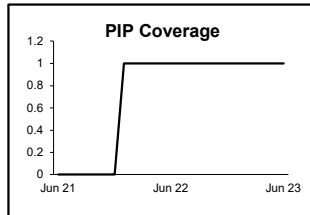
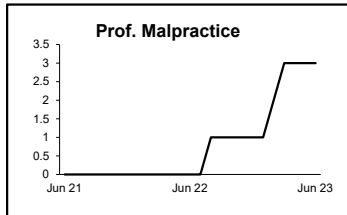
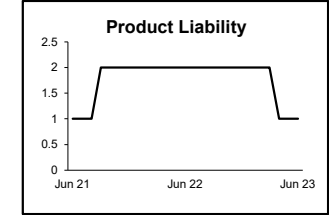
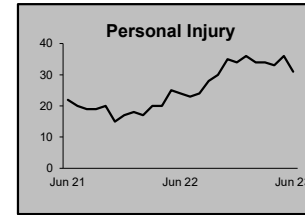
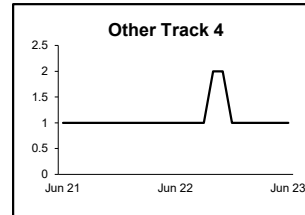
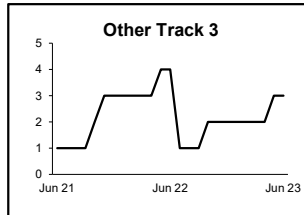
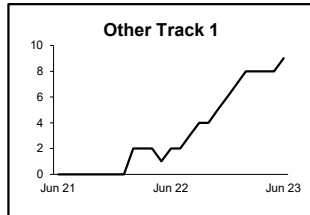
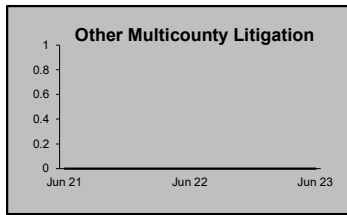
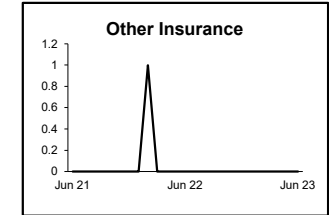
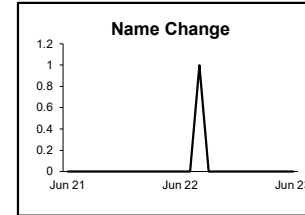
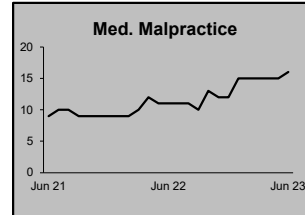
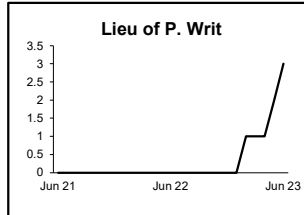
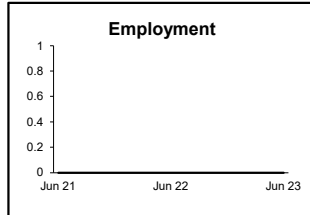
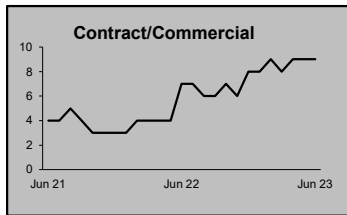
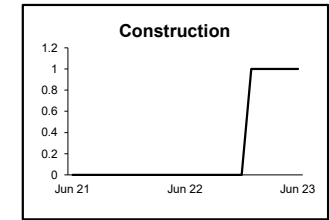
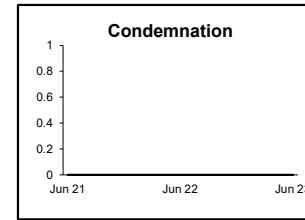
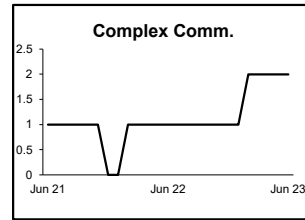
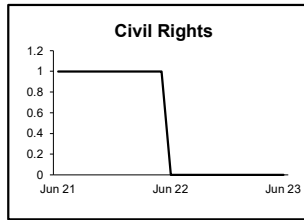
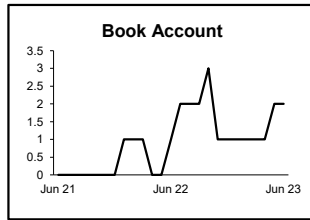

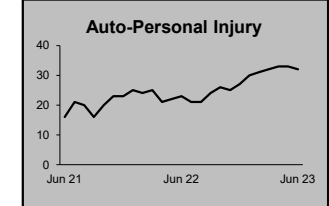
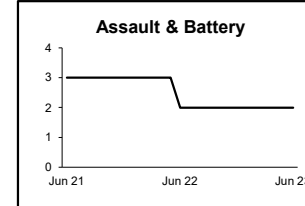
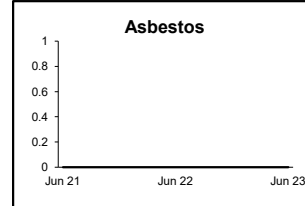

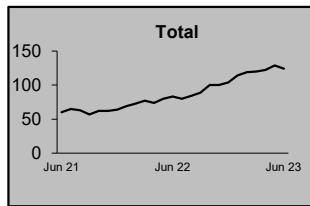
Monthly Resolutions



NOTE: Some Multicounty Litigation (MCL) cases were transferred in November 2014: Atlantic to Bergen = 8,935; Atlantic to Middlesex = 4,070.

**CIVIL BACKLOG BY CASETYPE
JUNE 2023
WARREN**

	Total	Backlog	% chg
Jun 21		60	
Jun 22		83	38%
Jun 23		124	49%



1) Casetypes with the state's largest backlogs are highlighted.

2) Some Multicounty Litigation (MCL) cases were transferred in November 2014: Atlantic to Bergen = 8,935; Atlantic to Middlesex = 4,070.

CIVIL CASELOAD SUMMARY BY CASETYPE
JULY 2022 - JUNE 2023
STATE

	Filings			Resolutions			Clearance		Backlog			Backlog Percent		Backlog Per 100 Monthly Filings		Active Pending		
	Jul 2021	Jul 2022	percent change	Jul 2021	Jul 2022	percent change	Jul 2022 - Jun 2023		Jun 2022	Jun 2023	percent change	Jun 2022	Jun 2023	Jun 2022	Jun 2023	Jun 2022	Jun 2023	percent change
	to Jun 2022	to Jun 2023		number	percent													
Act on Neg Inst	117	115	-2%	143	123	-14%	8	107%	19	17	-11%	23%	23%	195	177	83	74	-11%
Asbestos	118	185	57%	71	174	145%	-11	94%	540	542	0%	67%	66%	5,492	3,516	809	827	2%
Assault & Bat	597	151	-75%	332	264	-20%	113	175%	143	290	103%	17%	38%	287	2,305	851	763	-10%
Auto - Pers Inj	21,452	20,954	-2%	26,246	23,603	-10%	2649	113%	9,064	8,094	-11%	30%	29%	507	464	30,656	28,069	-8%
Auto - Property	919	970	6%	884	1,018	15%	48	105%	86	55	-36%	12%	8%	112	68	722	676	-6%
Book Account	8,228	6,476	-21%	10,005	6,865	-31%	389	106%	366	308	-16%	10%	9%	53	57	3,728	3,246	-13%
Civil Rights	562	346	-38%	314	367	17%	21	106%	121	150	24%	20%	25%	258	520	611	603	-1%
Complex Commer	308	389	26%	357	298	-17%	-91	77%	228	225	-1%	48%	39%	888	694	475	579	22%
Condemnation	119	143	20%	104	129	24%	-14	90%	57	43	-25%	40%	27%	575	361	143	158	10%
Construction	409	414	1%	423	412	-3%	-2	100%	254	247	-3%	42%	41%	745	716	610	606	-1%
Contract/Commer	7,667	8,560	12%	8,277	8,297	0%	-263	97%	1,184	1,127	-5%	18%	16%	185	158	6,533	6,929	6%
Employment	254	275	8%	231	254	10%	-21	92%	64	75	17%	24%	26%	302	327	267	284	6%
Lieu of P. Writ	426	471	11%	418	470	12%	-1	100%	96	107	11%	18%	20%	270	273	524	526	0%
Medical Malprac	954	1,000	5%	1,068	1,101	3%	101	110%	1,163	1,202	3%	44%	46%	1,463	1,442	2,671	2,611	-2%
Name Change	2,860	2,886	1%	2,864	2,903	1%	17	101%	3	5	67%	1%	1%	1	2	511	507	-1%
Other Insurance	438	401	-8%	494	420	-15%	19	105%	145	110	-24%	37%	31%	397	329	395	357	-10%
Other MCL	2,381	808	-66%	2,510	2,115	-16%	1307	262%	9,524	10,548	11%	66%	80%	4,800	15,665	14,495	13,199	-9%
Other Track 1	4,141	3,678	-11%	4,048	3,760	-7%	82	102%	491	507	3%	20%	22%	142	165	2,431	2,289	-6%
Other Track 3	1,903	2,199	16%	2,054	2,124	3%	-75	97%	667	683	2%	23%	23%	421	373	2,883	2,987	4%
Other Track 4	219	238	9%	255	298	17%	60	125%	234	252	8%	44%	52%	1,282	1,271	527	487	-8%
Personal Injury	9,355	9,554	2%	10,005	9,301	-7%	-253	97%	4,210	4,169	-1%	30%	29%	540	524	14,031	14,223	1%
Prod Liability	356	310	-13%	466	316	-32%	6	102%	129	125	-3%	34%	32%	435	484	382	391	2%
Prof Malpractic	408	412	1%	523	497	-5%	85	121%	373	348	-7%	39%	37%	1,097	1,014	957	934	-2%
PIP Coverage	232	217	-6%	268	196	-27%	-21	90%	23	21	-9%	23%	17%	119	116	102	124	22%
Real Property	386	360	-7%	349	354	1%	-6	98%	70	75	7%	25%	28%	218	250	280	269	-4%
Tort Other	1,921	1,843	-4%	1,834	1,846	1%	3	100%	492	570	16%	24%	28%	307	371	2,044	2,024	-1%
Toxic Tort	29	22	-24%	33	21	-36%	-1	95%	14	19	36%	34%	45%	579	1,036	41	42	2%
UM/UIM Bod Inj	1,298	1,262	-3%	1,676	1,402	-16%	140	111%	438	372	-15%	26%	24%	405	354	1,663	1,529	-8%
Total	68,057	64,639	-5%	76,252	68,928	-10%	4289	107%	30,198	30,286	0%	34%	35%	532	562	89,425	85,313	-5%

NOTE: Some Multicounty Litigation (MCL) cases were transferred in November 2014: Atlantic to Bergen = 8,935; Atlantic to Middlesex = 4,070.

CIVIL BACKLOG SUMMARY BY CASETYPE

June 2023

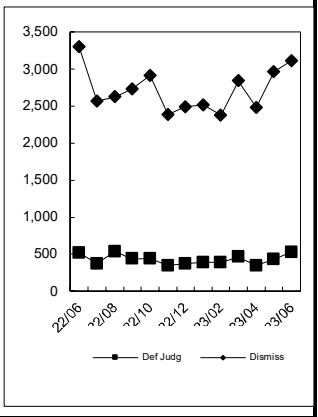
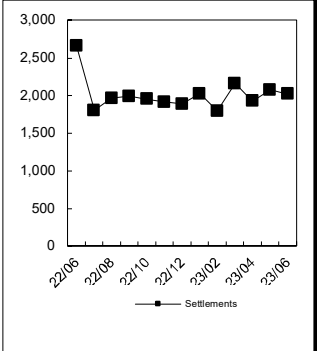
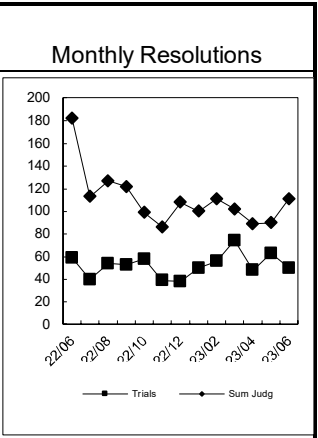
STATE

	Cases in Backlog															
	Track 1					Track 2				Track 3			Track 4			Total Backlog
	12 to 18 months	18 to 24 months	24 to 36 months	over 36 months	Total Track 1	18 to 24 months	24 to 36 months	over 36 months	Total Track 2	24 to 36 months	over 36 months	Total Track 3	24 to 36 months	over 36 months	Total Track 4	
Act on Neg Inst	8	5	3	1	17	0	0	0	0	0	0	0	0	0	0	17
Asbestos	0	0	0	0	0	0	0	0	0	0	0	0	137	405	542	542
Assault & Bat	0	0	0	0	0	0	0	0	0	194	96	290	0	0	0	290
Auto - Pers Inj	0	1	0	0	1	3,326	3,347	1,412	8,085	3	1	4	3	1	4	8,094
Auto - Property	0	0	0	0	0	25	22	8	55	0	0	0	0	0	0	55
Book Account	153	63	45	34	295	7	1	1	9	2	0	2	0	2	2	308
Civil Rights	0	0	0	0	0	0	1	1	2	73	72	145	0	3	3	150
Complex Comm	0	0	0	0	0	0	1	1	2	0	0	0	67	156	223	225
Condemnation	0	0	1	0	1	0	0	0	0	11	31	42	0	0	0	43
Construction	0	0	0	0	0	62	77	104	243	1	0	1	0	3	3	247
Contract/Comm	2	0	0	0	2	415	443	265	1,123	2	0	2	0	0	0	1,127
Employment	0	0	0	0	0	28	29	16	73	2	0	2	0	0	0	75
Lieu of P. Writ	0	0	0	0	0	0	0	0	0	0	0	0	54	53	107	107
Medical Malprac	0	0	0	0	0	2	1	2	5	532	665	1,197	0	0	0	1,202
Name Change	3	1	1	0	5	0	0	0	0	0	0	0	0	0	0	5
Other Insurance	44	18	28	15	105	2	2	1	5	0	0	0	0	0	0	110
Other MCL	0	0	0	0	0	0	0	0	0	0	0	0	2,800	7,748	10,548	10,548
Other Track 1	172	97	97	49	415	22	11	7	40	15	33	48	1	3	4	507
Other Track 3	0	0	0	0	0	0	1	0	1	362	320	682	0	0	0	683
Other Track 4	0	0	0	0	0	0	1	0	1	0	0	0	88	163	251	252
Personal Injury	0	0	0	0	0	1,693	1,602	798	4,093	58	18	76	0	0	0	4,169
Prod Liability	0	0	0	0	0	1	0	0	1	57	66	123	0	1	1	125
Prof Malpractic	0	0	0	0	0	0	0	1	1	159	188	347	0	0	0	348
PIP Coverage	4	6	8	3	21	0	0	0	0	0	0	0	0	0	0	21
Real Property	30	18	12	12	72	0	1	1	2	1	0	1	0	0	0	75
Tort Other	1	0	0	0	1	178	190	123	491	75	3	78	0	0	0	570
Toxic Tort	0	0	0	0	0	0	0	0	0	9	10	19	0	0	0	19
UM/UIM Bod Inj	0	0	0	0	0	182	145	44	371	0	1	1	0	0	0	372
Total	417	209	195	114	935	5,943	5,875	2,785	14,603	1,556	1,504	3,060	3,150	8,538	11,688	30,286

NOTE: Some Multicounty Litigation (MCL) cases were transferred in November 2014: Atlantic to Bergen = 8,935; Atlantic to Middlesex = 4,070.

**CIVIL RESOLUTION SUMMARY BY CASETYPE
JULY 2022 - JUNE 2023
STATE**

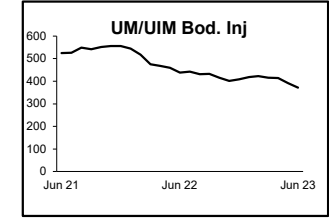
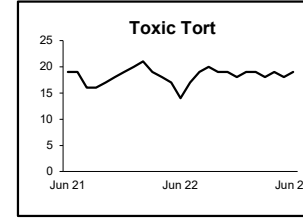
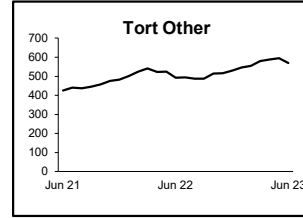
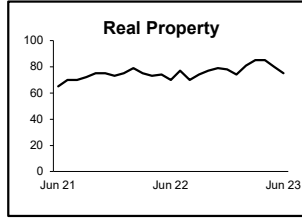
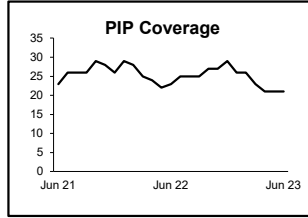
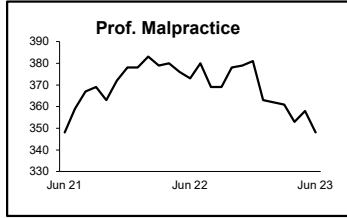
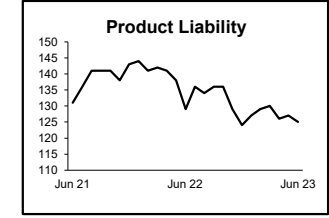
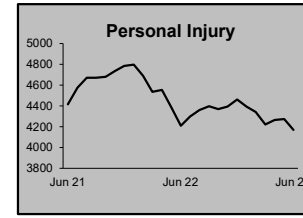
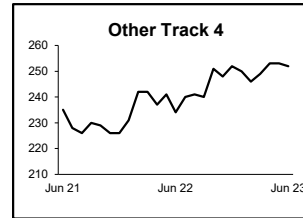
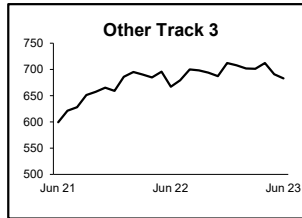
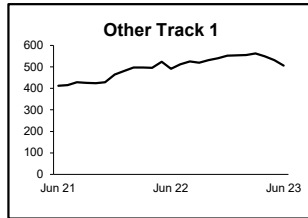
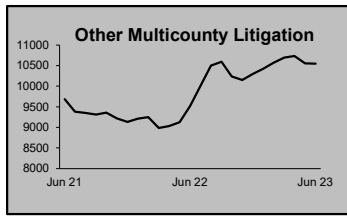
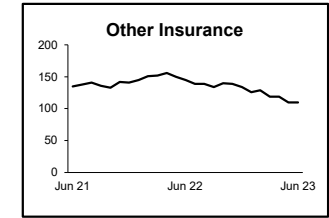
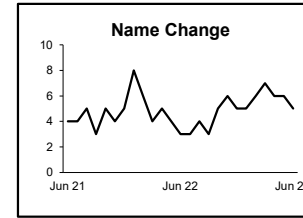
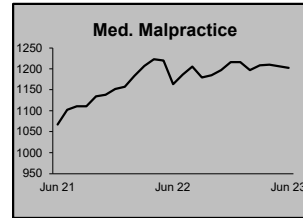
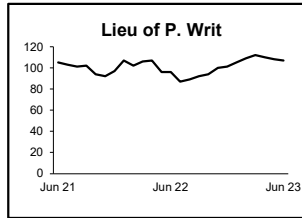
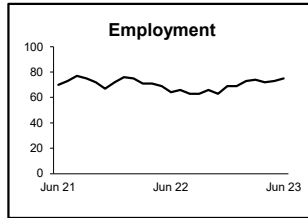
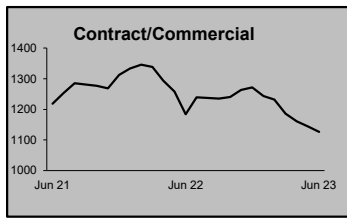
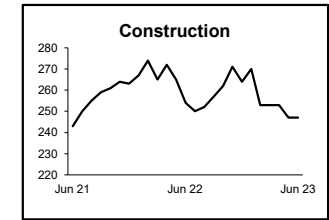
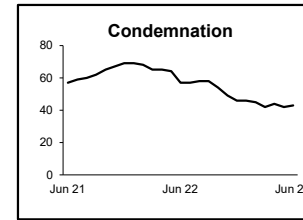
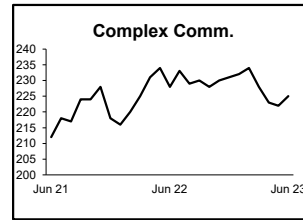
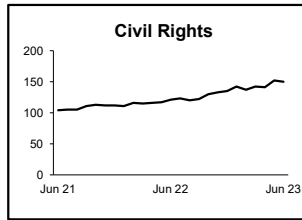
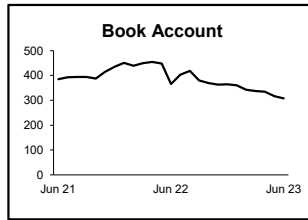
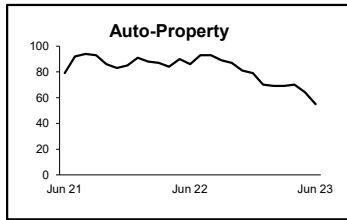
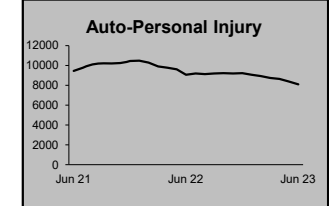
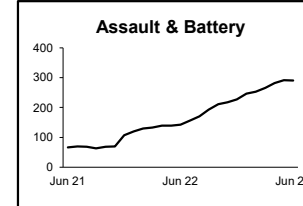
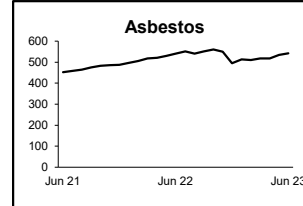
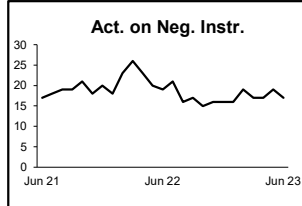
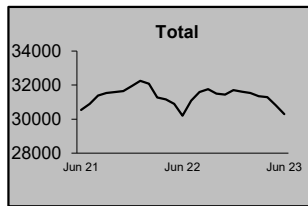
	Trial			Summary					Total	Percent resolved by					
	Jury	Nonjury	Total	Judgment	Settlement	Default Judgment	Dismiss	Other		Trial	Sum Jud	Settle	Default J	Dismiss	Other
Act on Neg Inst	0	0	0	12	12	43	50	6	123	0%	10%	10%	35%	41%	5%
Asbestos	0	0	0	0	136	0	36	2	174	0%	0%	78%	0%	21%	1%
Assault & Bat	3	1	4	4	67	6	171	12	264	2%	2%	25%	2%	65%	5%
Auto - Pers Inj	244	6	250	168	10,712	135	11,544	794	23,603	1%	1%	45%	1%	49%	3%
Auto - Property	0	2	2	20	219	298	463	16	1,018	0%	2%	22%	29%	45%	2%
Book Account	2	7	9	317	1,455	2,381	2,635	68	6,865	0%	5%	21%	35%	38%	1%
Civil Rights	3	0	3	7	57	0	244	56	367	1%	2%	16%	0%	66%	15%
Complex Commer	1	2	3	9	72	6	144	64	298	1%	3%	24%	2%	48%	21%
Condemnation	5	0	5	4	25	0	26	69	129	4%	3%	19%	0%	20%	53%
Construction	3	4	7	7	140	36	206	16	412	2%	2%	34%	9%	50%	4%
Contract/Commer	27	59	86	270	2,177	1,539	3,853	372	8,297	1%	3%	26%	19%	46%	4%
Employment	0	3	3	5	64	6	134	42	254	1%	2%	25%	2%	53%	17%
Lieu of P. Writ	0	62	62	21	78	2	245	62	470	13%	4%	17%	0%	52%	13%
Medical Malprac	33	0	33	12	531	1	467	57	1,101	3%	1%	48%	0%	42%	5%
Name Change	0	0	0	0	0	0	153	2,750	2,903	0%	0%	0%	0%	5%	95%
Other Insurance	0	0	0	21	116	20	218	45	420	0%	5%	28%	5%	52%	11%
Other MCL	0	0	0	0	144	0	1,958	13	2,115	0%	0%	7%	0%	93%	1%
Other Track 1	3	9	12	77	873	226	1,784	788	3,760	0%	2%	23%	6%	47%	21%
Other Track 3	17	1	18	51	790	16	1,013	236	2,124	1%	2%	37%	1%	48%	11%
Other Track 4	2	2	4	14	97	43	123	17	298	1%	5%	33%	14%	41%	6%
Personal Injury	75	3	78	159	4,132	83	4,284	565	9,301	1%	2%	44%	1%	46%	6%
Prod Liability	1	0	1	1	79	1	111	123	316	0%	0%	25%	0%	35%	39%
Prof Malpractic	6	0	6	19	206	3	245	18	497	1%	4%	41%	1%	49%	4%
PIP Coverage	0	0	0	2	52	3	127	12	196	0%	1%	27%	2%	65%	6%
Real Property	2	3	5	14	86	29	172	48	354	1%	4%	24%	8%	49%	14%
Tort Other	4	9	13	38	586	169	921	119	1,846	1%	2%	32%	9%	50%	6%
Toxic Tort	1	0	1	0	5	0	9	6	21	5%	0%	24%	0%	43%	29%
UM/UIB Bod Inj	18	0	18	6	635	21	689	33	1,402	1%	0%	45%	1%	49%	2%
Total	450	173	623	1,258	23,546	5,067	32,025	6,409	68,928	1%	2%	34%	7%	46%	9%



NOTE: Some Multicounty Litigation (MCL) cases were transferred in November 2014: Atlantic to Bergen = 8,935; Atlantic to Middlesex = 4,070.

**CIVIL BACKLOG BY CASETYPE
JUNE 2023
STATE**

	Total	Backlog	% chg
Jun 21		30,545	
Jun 22		30,198	-1%
Jun 23		30,286	0%



1) Casetypes with the state's largest backlogs are highlighted.

2) Some Multicounty Litigation (MCL) cases were transferred in November 2014: Atlantic to Bergen = 8,935; Atlantic to Middlesex = 4,070.