



**New Jersey Courts**

Independence • Integrity • Fairness • Quality Service

# **Supervised Visitation Program Annual Report**

## **Federal Fiscal Year 2018**

(October 1, 2017 through September 30, 2018)

**Glenn A. Grant, Acting Administrative Director of the Courts**

# TABLE OF CONTENTS

	PAGE
INTRODUCTION.....	1
I. ADMINISTRATION OF THE PROGRAM.....	6
II. COMMUNITY INVOLVEMENT.....	6
III. HOW THE PROGRAM WORKS .....	7
IV. ACCESS AND VISITATION GRANT .....	8
V. APPENDICES	
A. STATISTICAL DATA.....	9
B. ACCESS AND VISITATION SITE LIST.....	17

## **INTRODUCTION**

This annual report on the Supervised Visitation Program (Program), is submitted by the New Jersey Administrative Office of the Courts (AOC) to the Governor, the Legislature and the Chief Justice pursuant to N.J.S.A. 2A:12-11. The report covers the period of October 1, 2017 through September 30, 2018 and reflects data gathered from the county visitation programs that are overseen by the AOC.

In 1984, the Legislature enacted the Supervised Visitation Program (codified as N.J.S.A. 2A:12-7 et seq.), recognizing that “the inability of a parent to spend time with a child poses serious psychological problems to both the parent and child and prevents the growth of a normal, healthy relationship.” In creating this program, the Legislature sought to preserve the benefits of bonding between the child and the absent parent while ensuring the safety and welfare of the child.

Annually since 1997, the New Jersey Judiciary has received Federal Access and Visitation grant funds to maintain the Program. The grant funding is used for the establishment and/or continuation of local programs that support and facilitate non-custodial parents’ access to and visitation with their children. The funds are distributed to the counties to fund those local programs based on need and the number of litigants served. Twenty of the twenty-one counties participate in the funded program; while Bergen County does not, it does provide county-funded visitation services.

The Program offers both supervised visitation and neutral exchange services by identifying and arranging for safe facilities in local communities for visitations to take place and by enlisting volunteers to monitor these often-difficult visits. Neutral exchange services encompasses the supervision of the transfer of a child from one parent to another.

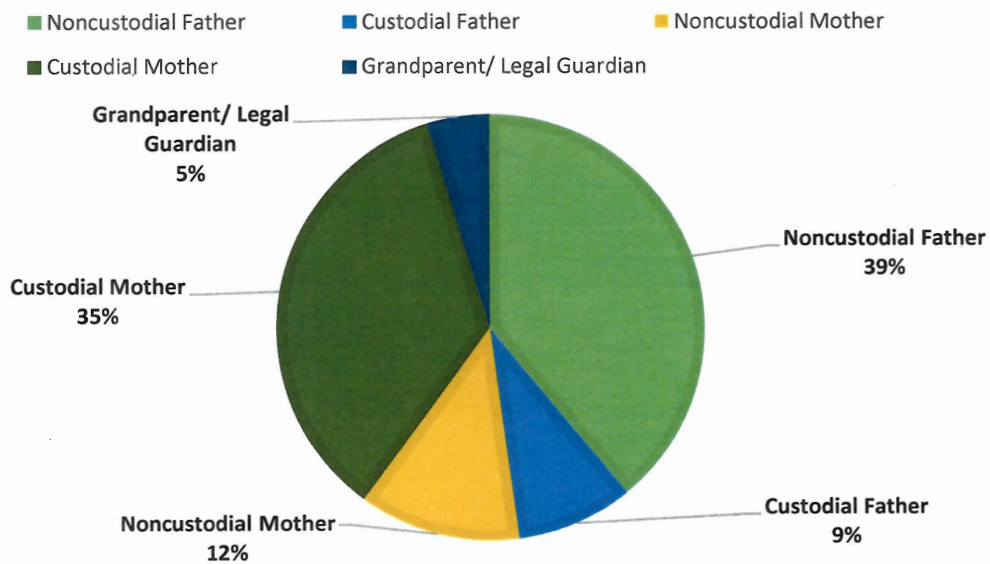
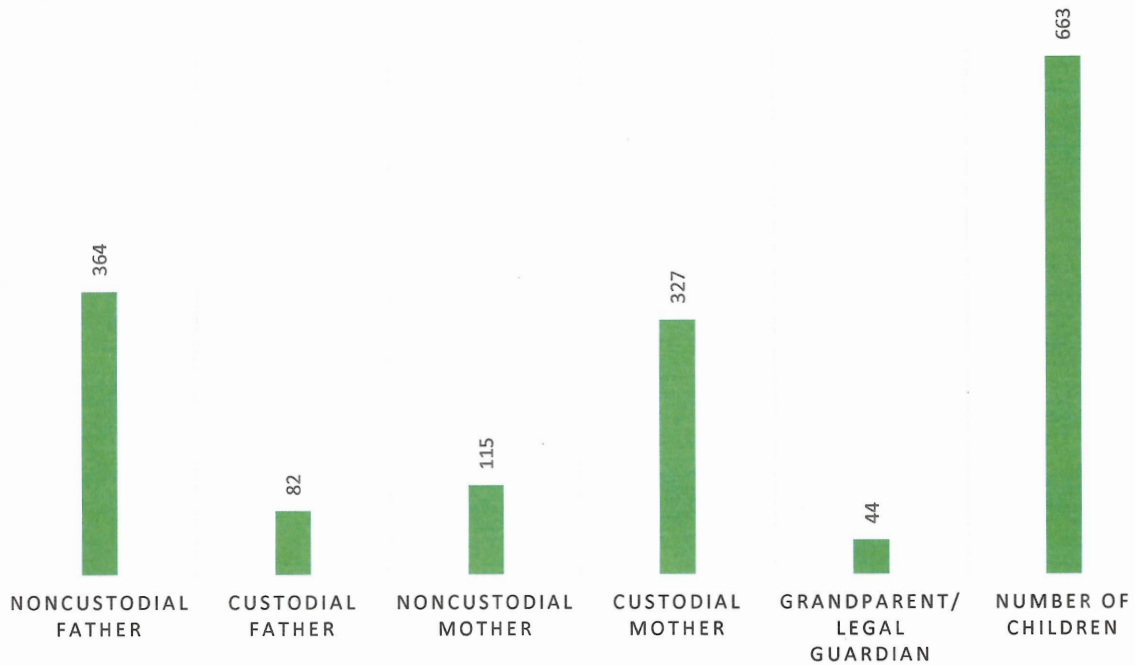
The Supervised Visitation Program is an important part of the New Jersey Judiciary’s effort to deliver effective services to children and parents.

# SUPERVISED VISITATION STATISTICAL DATA

## Client Information

The Supervised Visitation program provides services that support and facilitate noncustodial parent access to and time with their children. Many of the allowable services outlined in the statute involve the participation of both parents. As depicted in Chart A below, of the 1966 parties that received services during this period, noncustodial fathers and custodial mothers represent the largest groups served at 39 percent and 35 percent, respectively.

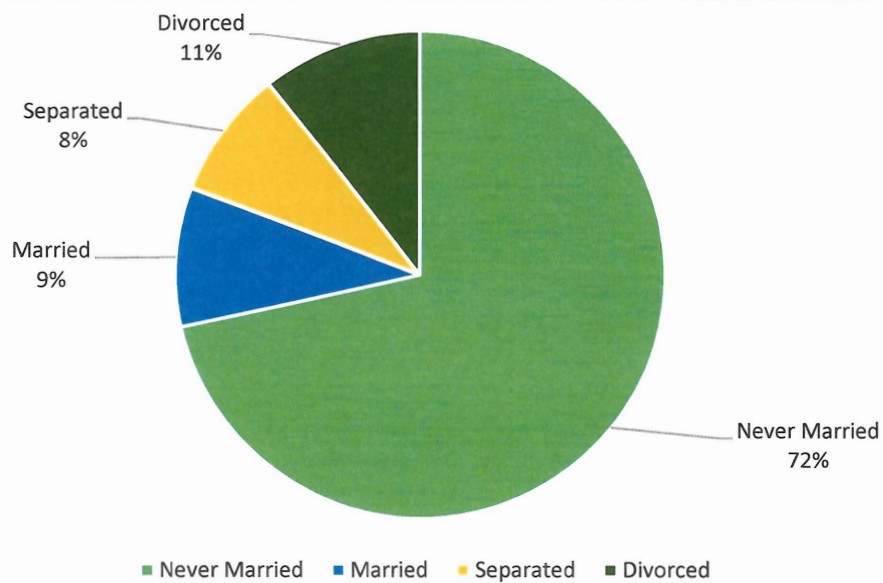

Chart A



## Marital Status of Participants

Unmarried parents must often navigate multiple, and frequently overlapping, legal proceedings to resolve issues of child support and parenting time. The Supervised Visitation program can bridge this gap by providing a reasonable and affordable pathway for noncustodial parents seeking access to and parenting time with their children. As depicted in Chart B below, in the Supervised Visitation programs overseen by the Judiciary, 72 percent of parents were never married to the other parent.

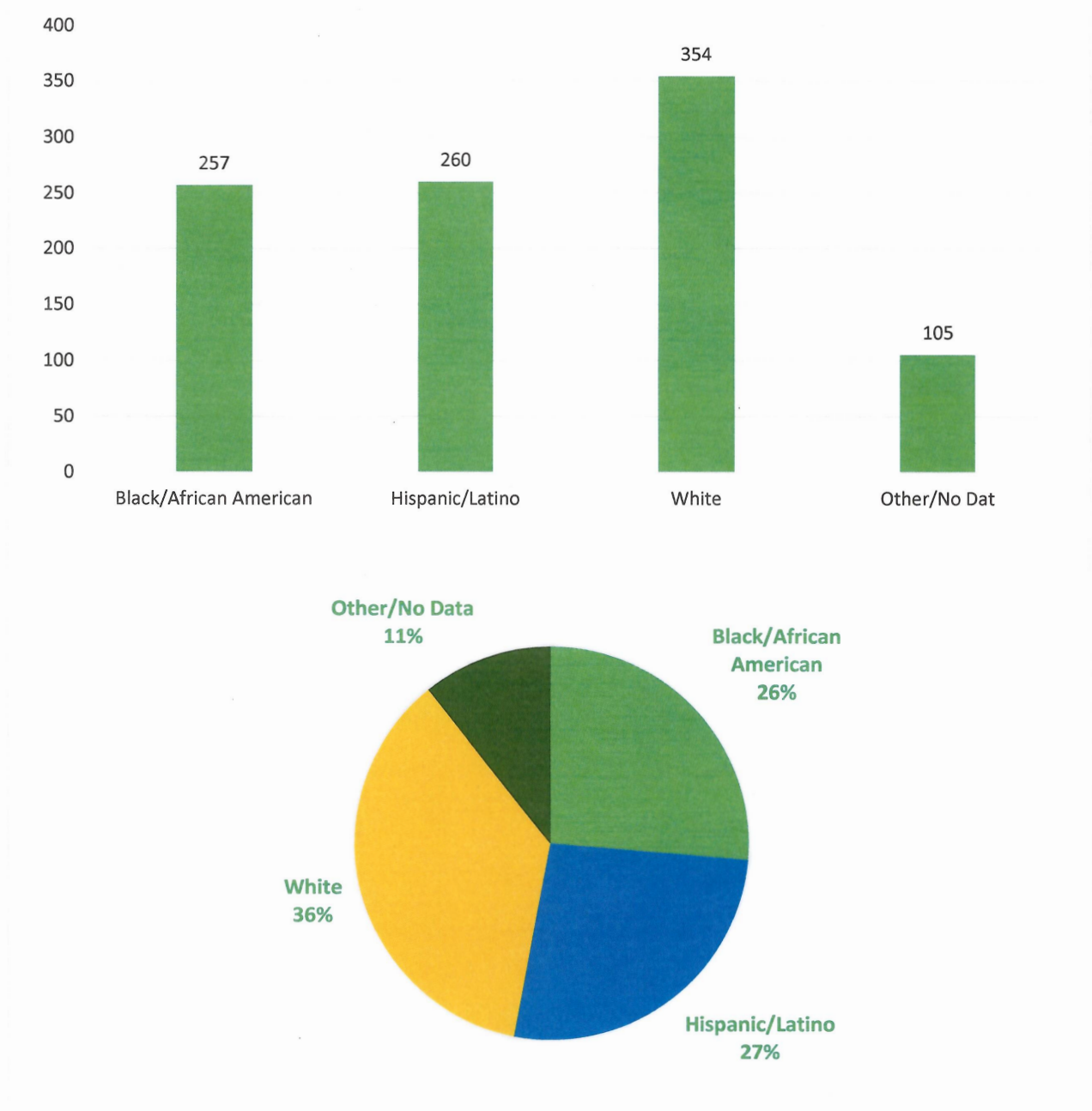
**Chart B**



## Self-Reported Race/Ethnicity


The majority of participating parents self-identify as belonging to one of three racial or ethnic groups: White, Black/African American, and Hispanic or Latino. Of the 966 parties that received services, the self-identifying data showed that 36% were white, 27% were Hispanic or Latino, and 26% were Black/African American. The remaining 11 percent of participants self-identified among the following racial groupings: American Indian, Alaska Native, Asian American, Native Hawaiian or Pacific Islander, two or more races, or other/data not reported.

**Chart C**



Having both parents involved in the lives of their child(ren), positively affects their development. Programs designed to increase non-custodial contact, such as Supervised Visitation, provides valuable opportunities to increase the child's social, emotional and academic growth.

In support of this important program, the Judiciary will continue to maintain effective communication and interaction with internal and external stakeholders. Doing so is key to ensuring the existence and application of effective standardized practices throughout the state with a focus on fairness and quality service, as well as the ongoing availability of the visitation services.

  
\_\_\_\_\_  
Glenn A. Grant, J.A.D.  
Acting Administrative Director of the Courts

Dated: May 7, 2019

## **I. Administration of the Program**

The following is a description of the New Jersey Judiciary's Supervised Visitation Program.

### **A. Administrator**

N.J.S.A. 2A:12-7 et seq. designates the Administrative Director of the Courts as the Administrator of the Program. The legislation sets forth the specific duties and responsibilities of the Administrator, which includes arranging for technical assistance to Program Coordinators in the counties.

### **B. State Coordinator**

The State Coordinator of the Program, as part of the staff of the Administrative Office of the Courts, serves as the Program's statewide manager, ensuring its compliance with the legislation, Court Rules and the Procedures Manual. The State Coordinator also provides technical assistance to the counties.

### **C. County Coordinators**

In each county, a Supervised Visitation Program County Coordinator (hereafter referred to as County Coordinator) manages the Program at the local (Superior Court) level, reviews all cases referred for program participation, schedules sites and volunteers to meet visitation schedules, and submits statistical data to the State Coordinator. The County Coordinator ensures that the screening, training, supervising, and managing of all staff and volunteers in the Program comply with approved standards. County Coordinators report matters specific to the Program to the Vicinage Family Division Manager. (Note: Bergen County is the only county that does not participate in the funded program. However, they also must report matters specific to the program to the Vicinage Family Division Manager.)

## **II. Community Involvement**

The Program depends on the involvement of the community in providing this critically needed service, both in terms of volunteers and community sites.



## **A. Volunteers**

Volunteers are a key component of the Program. Volunteers provide supervision not only during the day, but also during evenings and weekends so that visitation may occur at times convenient to the families. The volunteers serve as neutral observers, ensuring the safety of the child; they intervene only when necessary.

All volunteers must complete a training course before beginning supervision. The County Coordinators conduct the training under the oversight of and with technical assistance from the Administrative Office of the Courts.

## **B. Community Sites**

Community sites make the Program possible by donating the use of their facilities for the visitations. Pursuant to N.J.S.A. 2A:12-7 et seq., the Administrative Director of the Courts must approve all external sites. Sites must be accessible, functional, comfortable, and safe.

# **III. How the Program Works**

## **A. Referral by the Court to the County Coordinator**

The court refers matters to the Program. Referral is appropriate in dissolution, non-dissolution or domestic violence cases where the court is concerned about the physical or emotional welfare of the child and after third-party supervision provisions have been exhausted. Additionally, domestic violence cases awaiting risk assessments may be referred to the Program.

## **B. Court Order**

The court order should clearly state the duration of supervised visitation, the length of visits, the names of the individuals permitted to attend the visitation, and a date to return to court for determining whether supervision should continue.

## **C. Pre-Screening Interview**

The County Coordinator conducts a comprehensive interview of both parties. The purpose of the interview is to gather information, and, if appropriate, to arrange a tentative schedule for the visitations. During

the interview, the parties are provided a copy of the rules of visitation that will govern each session. In some instances, the interview may reveal issues of concern that call into question the suitability of the case for the Program. In those situations, the judge may reevaluate the matter.

#### **D. Role of the observer in the visitation**

Each visitation must include an observer. The observer can be a County Coordinator, court staff, or a volunteer. Their role is to serve as a neutral observer and to monitor closely the visitation, intervening on behalf of the child when necessary. The observer may terminate the visitation session if in the observer's judgement, the rules of the visitation are violated or if continuation of the visit is stressful to the child or threatening to the welfare of the child.

#### **IV. Access and Visitation Grant**

Since 1997, the New Jersey Judiciary has been the recipient of Federal Access and Visitation grant funds to sustain the Program. The grant requires the funds be used by the states to establish and/or continue programs to support and facilitate non-custodial parents' access to and visitation with their children. In FFY 2018, the New Jersey Judiciary received \$207,836.00 in funds through the Federal Access and Visitation grant. These funds are allocated to the counties based on need and number of children and parents served.

#### **V. Appendices**

- A. Statistical Data
- B. Supervised Visitation Site List

# **Appendix A**

## **Statistical Data**

**(October 1, 2017 through September 30, 2018) FFY2018)**

*This data is required to be reported annually to the Office of Child Support Enforcement (OCSE), Administration for Children and Families, U.S. Department of Health and Human Services.*

*Note: These appendices reflect data only for the twenty counties that accept Program funds. Bergen County provides visitation services using county funds, not Program funds. Accordingly, Bergen County statistics are not included here.*

**TABLE ONE  
SUPERVISED VISITATION PROGRAM  
FEDERAL FISCAL YEAR 2018**

**NEW CASES**

This chart reflects the number of new cases added to the Program in FFY 2018.

<b>County*</b>	<b>New Cases</b>
<b>Atlantic</b>	<b>31</b>
<b>Burlington</b>	<b>69</b>
<b>Camden</b>	<b>6</b>
<b>Cumberland</b>	<b>32</b>
<b>Essex</b>	<b>80</b>
<b>Gloucester</b>	<b>34</b>
<b>Hudson</b>	<b>45</b>
<b>Hunterdon</b>	<b>3</b>
<b>Mercer</b>	<b>46</b>
<b>Middlesex</b>	<b>52</b>
<b>Monmouth</b>	<b>23</b>
<b>Morris</b>	<b>4</b>
<b>Ocean</b>	<b>16</b>
<b>Passaic</b>	<b>38</b>
<b>Union</b>	<b>20</b>
<b>Warren</b>	<b>3</b>
<b>Total</b>	<b>502</b>

\*Note: Bergen County does not participate in the Program.

**TABLE TWO  
SUPERVISED VISITATION PROGRAM  
FEDERAL FISCAL YEAR 2017**

**CLIENT INFORMATION**

This chart reflects the visitation participants in each county and their relationship to the child.

<b>County*</b>	<b>Non-Custodial Parent Father</b>	<b>Custodial Parent Father</b>	<b>Non-Custodial Parent Mother</b>	<b>Custodial Parent Mother</b>	<b>Grandparent/ Legal Guardian</b>	<b>Children in Common</b>
<b>Atlantic</b>	<b>21</b>	<b>6</b>	<b>10</b>	<b>18</b>	<b>7</b>	<b>41</b>
<b>Burlington</b>	<b>38</b>	<b>23</b>	<b>30</b>	<b>38</b>	<b>9</b>	<b>96</b>
<b>Camden</b>	<b>4</b>	<b>1</b>	<b>2</b>	<b>4</b>	<b>1</b>	<b>10</b>
<b>Cape May</b>	<b>0</b>	<b>0</b>	<b>0</b>	<b>0</b>	<b>0</b>	<b>0</b>
<b>Cumberland</b>	<b>23</b>	<b>6</b>	<b>8</b>	<b>23</b>	<b>4</b>	<b>48</b>
<b>Essex</b>	<b>69</b>	<b>6</b>	<b>11</b>	<b>67</b>	<b>7</b>	<b>105</b>
<b>Gloucester</b>	<b>26</b>	<b>6</b>	<b>7</b>	<b>26</b>	<b>3</b>	<b>46</b>
<b>Hudson</b>	<b>37</b>	<b>8</b>	<b>8</b>	<b>37</b>	<b>0</b>	<b>67</b>
<b>Hunterdon</b>	<b>1</b>	<b>2</b>	<b>2</b>	<b>1</b>	<b>0</b>	<b>3</b>
<b>Mercer</b>	<b>34</b>	<b>8</b>	<b>12</b>	<b>33</b>	<b>5</b>	<b>57</b>
<b>Middlesex</b>	<b>41</b>	<b>8</b>	<b>11</b>	<b>41</b>	<b>3</b>	<b>71</b>
<b>Monmouth</b>	<b>18</b>	<b>6</b>	<b>4</b>	<b>17</b>	<b>1</b>	<b>26</b>
<b>Morris</b>	<b>4</b>	<b>0</b>	<b>0</b>	<b>4</b>	<b>0</b>	<b>10</b>
<b>Ocean</b>	<b>13</b>	<b>2</b>	<b>3</b>	<b>11</b>	<b>3</b>	<b>29</b>
<b>Passaic</b>	<b>14</b>	<b>4</b>	<b>5</b>	<b>14</b>	<b>1</b>	<b>25</b>
<b>Salem</b>	<b>0</b>	<b>0</b>	<b>0</b>	<b>0</b>	<b>0</b>	<b>0</b>
<b>Somerset</b>	<b>0</b>	<b>0</b>	<b>0</b>	<b>0</b>	<b>0</b>	<b>0</b>
<b>Sussex</b>	<b>0</b>	<b>0</b>	<b>0</b>	<b>0</b>	<b>0</b>	<b>0</b>
<b>Union</b>	<b>18</b>	<b>2</b>	<b>2</b>	<b>18</b>	<b>0</b>	<b>26</b>
<b>Warren</b>	<b>3</b>	<b>0</b>	<b>0</b>	<b>3</b>	<b>0</b>	<b>3</b>
<b>Total</b>	<b>364</b>	<b>82</b>	<b>115</b>	<b>327</b>	<b>44</b>	<b>663</b>

\*Note: Bergen County does not participate in the Program.

**TABLE THREE  
SUPERVISED VISITATION PROGRAM  
FEDERAL FISCAL YEAR 2018**

**MARITAL STATUS\***

This chart reflects the number of visitation participants in each county within the stated categories at the time of entering the Program.

<b>County**</b>	<b>Never Married to Each Other</b>	<b>Married to Each Other</b>	<b>Separated from Each Other</b>	<b>Divorced from Each Other</b>	<b>Data Not Reported</b>
Atlantic	43	0	6	6	0
Burlington	91	16	12	12	0
Camden	9	2	0	0	0
Cape May	0	0	0	0	0
Cumberland	54	6	0	0	0
Essex	101	0	6	22	0
Gloucester	49	6	22	8	0
Hudson	48	22	0	8	0
Hunterdon	6	0	2	0	0
Mercer	73	2	20	6	0
Middlesex	51	20	8	16	0
Monmouth	29	8	0	8	0
Morris	4	0	0	0	0
Ocean	19	0	0	8	0
Passaic	33	2	2	2	0
Salem	0	0	0	0	0
Somerset	0	0	0	0	0
Sussex	0	0	0	0	0
Union	38	0	0	2	0
Warren	6	0	0	0	0
<b>Total</b>	<b>654</b>	<b>84</b>	<b>78</b>	<b>98</b>	<b>0</b>

\*Note: The data includes both Civil Unions and Domestic Partnerships

\*\*Note: Bergen County does not participate in the Program.

**TABLE FOUR  
SUPERVISED VISITATION PROGRAM  
FEDERAL FISCAL YEAR 2018**

**RACE/ETHNICITY**

**This chart reflects the number of visitation participants in each county that voluntarily self-identify as the stated race/ethnicity.**

<b>County*</b>	<b>Am. Indian/ Alaska Native</b>	<b>Asian</b>	<b>Black/ African American</b>	<b>Hispanic Or Latino</b>	<b>Native Hawaiian /Pac. Islander</b>	<b>White</b>	<b>Two or More Races</b>	<b>Data Not Reported</b>
Atlantic	0	0	25	12	0	17	1	7
Burlington	0	0	43	14	0	80	0	1
Camden	0	0	2	4	0	4	0	2
Cape May	0	0	0	0	0	0	0	0
Cumberland	1	1	16	26	0	14	5	1
Essex	1	3	69	55	0	18	6	8
Gloucester	0	1	9	3	0	55	0	0
Hudson	0	3	8	33	0	21	4	19
Hunterdon	0	0	0	2	0	4	0	0
Mercer	0	3	36	26	0	24	2	1
Middlesex	0	5	22	23	0	50	1	3
Monmouth	0	0	7	8	0	24	0	7
Morris	0	0	0	3	0	4	1	0
Ocean	0	0	2	7	0	23	0	0
Passaic	0	2	5	24	0	7	0	0
Salem	0	0	0	0	0	0	0	0
Somerset	0	0	0	0	0	0	0	0
Sussex	0	0	0	0	0	0	0	0
Union	0	1	13	20	0	3	1	2
Warren	0	0	0	0	0	6	0	0
<b>Total</b>	<b>2</b>	<b>19</b>	<b>257</b>	<b>260</b>	<b>0</b>	<b>354</b>	<b>23</b>	<b>51</b>

\*Note: Bergen County does not participate in the Program.

**TABLE FIVE  
SUPERVISED VISITATION PROGRAM  
FEDERAL FISCAL YEAR 2018**

**PARTICIPANTS ANNUAL INCOME**

This chart reflects the number of visitation participants in each county that voluntarily identify as having an income within the stated range.

<b>County*</b>	<b>Less Than \$10,000</b>	<b>\$10,000 - \$19,999</b>	<b>\$20,000 - \$29,999</b>	<b>\$30,000 - \$39,999</b>	<b>\$40,000 and above</b>	<b>Data Not Reported</b>
<b>Atlantic</b>	1	6	11	8	5	31
<b>Burlington</b>	30	13	28	15	14	38
<b>Camden</b>	0	0	0	0	0	12
<b>Cape May</b>	0	0	0	0	0	0
<b>Cumberland</b>	4	5	12	3	3	37
<b>Essex</b>	25	21	10	9	16	79
<b>Gloucester</b>	4	1	1	1	4	57
<b>Hudson</b>	13	8	5	1	16	47
<b>Hunterdon</b>	4	1	0	0	1	0
<b>Mercer</b>	8	7	17	8	12	40
<b>Middlesex</b>	6	11	15	6	26	40
<b>Monmouth</b>	11	5	8	2	5	15
<b>Morris</b>	3	3	2	0	0	0
<b>Ocean</b>	4	5	3	1	3	16
<b>Passaic</b>	2	0	1	0	2	33
<b>Salem</b>	0	0	0	0	0	0
<b>Somerset</b>	0	0	0	0	0	0
<b>Sussex</b>	0	0	0	0	0	0
<b>Union</b>	0	0	0	0	0	40
<b>Warren</b>	2	0	1	1	2	0
<b>Total</b>	<b>117</b>	<b>86</b>	<b>114</b>	<b>55</b>	<b>109</b>	<b>485</b>

\*Note: Bergen County does not participate in the Program.



**TABLE SIX  
SUPERVISED VISITATION PROGRAM  
FEDERAL FISCAL YEAR 2018**

**SERVICES PROVIDED**

**This chart reflects the number of visits funded through the Access and Visitation Grant.**

<b>County*</b>	<b>Supervised Visitation</b>
<b>Atlantic</b>	<b>62</b>
<b>Burlington</b>	<b>138</b>
<b>Camden</b>	<b>12</b>
<b>Cape May</b>	<b>0</b>
<b>Cumberland</b>	<b>64</b>
<b>Essex</b>	<b>160</b>
<b>Gloucester</b>	<b>68</b>
<b>Hudson</b>	<b>90</b>
<b>Hunterdon</b>	<b>6</b>
<b>Mercer</b>	<b>92</b>
<b>Middlesex</b>	<b>104</b>
<b>Monmouth</b>	<b>46</b>
<b>Morris</b>	<b>8</b>
<b>Ocean</b>	<b>32</b>
<b>Passaic</b>	<b>38</b>
<b>Salem</b>	<b>0</b>
<b>Somerset</b>	<b>0</b>
<b>Sussex</b>	<b>0</b>
<b>Union</b>	<b>40</b>
<b>Warren</b>	<b>6</b>
<b>Total</b>	<b>966</b>

\*Note: Bergen County does not participate in the Program.

**TABLE SEVEN  
SUPERVISED VISITATION PROGRAM  
FEDERAL FISCAL YEAR 2018**

**CHILD SUPPORT CASES**

This chart reflects the number of parties in the Program that voluntarily identified as receiving or paying a child support.

<b>County*</b>	<b>Non-Custodial Parent Father</b>	<b>Custodial Parent Father</b>	<b>Non-Custodial Parent Mother</b>	<b>Custodial Parent Mother</b>	<b>Grandparent/ Legal Guardian</b>
<b>Atlantic</b>	<b>16</b>	<b>5</b>	<b>5</b>	<b>16</b>	<b>2</b>
<b>Burlington</b>	<b>0</b>	<b>0</b>	<b>0</b>	<b>0</b>	<b>0</b>
<b>Camden</b>	<b>4</b>	<b>1</b>	<b>2</b>	<b>4</b>	<b>1</b>
<b>Cape May</b>	<b>0</b>	<b>0</b>	<b>0</b>	<b>0</b>	<b>0</b>
<b>Cumberland</b>	<b>1</b>	<b>0</b>	<b>0</b>	<b>1</b>	<b>0</b>
<b>Essex</b>	<b>139</b>	<b>0</b>	<b>21</b>	<b>0</b>	<b>0</b>
<b>Gloucester</b>	<b>27</b>	<b>4</b>	<b>5</b>	<b>27</b>	<b>3</b>
<b>Hudson</b>	<b>0</b>	<b>16</b>	<b>0</b>	<b>74</b>	<b>0</b>
<b>Hunterdon</b>	<b>1</b>	<b>2</b>	<b>2</b>	<b>1</b>	<b>0</b>
<b>Mercer</b>	<b>34</b>	<b>8</b>	<b>11</b>	<b>34</b>	<b>5</b>
<b>Middlesex</b>	<b>0</b>	<b>0</b>	<b>0</b>	<b>0</b>	<b>0</b>
<b>Monmouth</b>	<b>0</b>	<b>0</b>	<b>0</b>	<b>0</b>	<b>0</b>
<b>Morris</b>	<b>4</b>	<b>0</b>	<b>0</b>	<b>4</b>	<b>0</b>
<b>Ocean</b>	<b>11</b>	<b>1</b>	<b>2</b>	<b>10</b>	<b>2</b>
<b>Passaic</b>	<b>14</b>	<b>4</b>	<b>6</b>	<b>13</b>	<b>2</b>
<b>Salem</b>	<b>0</b>	<b>0</b>	<b>0</b>	<b>0</b>	<b>0</b>
<b>Somerset</b>	<b>0</b>	<b>0</b>	<b>0</b>	<b>0</b>	<b>0</b>
<b>Sussex</b>	<b>0</b>	<b>0</b>	<b>0</b>	<b>0</b>	<b>0</b>
<b>Union</b>	<b>18</b>	<b>2</b>	<b>2</b>	<b>18</b>	<b>0</b>
<b>Warren</b>	<b>3</b>	<b>0</b>	<b>0</b>	<b>3</b>	<b>0</b>
<b>Total</b>	<b>272</b>	<b>43</b>	<b>56</b>	<b>205</b>	<b>15</b>

\*Note: Bergen County does not participate in the Program.

# **Appendix B**

## **Supervised Visitation Site List**

**Atlantic:**

**A Chance for a Real Change**

1040 Neumark Avenue  
Pleasantville, NJ 08232  
(609) 727-9335  
Patricia Miles-Jackson, Director

**The Alcove Center for Grieving Children and Families**

376 Tilton Road Rear  
Northfield, NJ 08225  
(609) 727-9335  
Mindy Shemtov, Executive Director

**Bergen:**

**Division of Family Guidance**

One Bergen County Plaza, Second Floor  
Hackensack, NJ 07601  
(201) 336-7398

**Burlington:**

**Burlington County Superior Court (Wednesday evening)**

49 Rancocas Road  
Mount Holly, NJ 08060  
(609) 518-2517  
Andrea Kearney, Program Coordinator

**Catholic Charities (Tuesday/Wednesday evenings; Saturday morning)**

115 West Pearl Street  
Burlington NJ 08016  
(609) 394-5157  
Amilia Gallagher, Supervising Monitor

**The Fatherhood Connection (Tuesday evening)**

Willingboro, NJ 08046  
(609) 877-1076  
Tashon Jackson, Director

**Camden:**

**The Center for Family Services**

584 Benson Street  
Camden NJ 08103  
(609) 463-6645  
Doris Vidal, Program Coordinator

**Cape May:**

**Families Matter, LLC**

899 Bayshore Road  
Villas, NJ 08251  
(609) 886-8666  
Patricia Campbell, Director

**Cumberland:**

**Cumberland County Courthouse**

PO Box 866  
Bridgeton, NJ 08302  
(856) 453-4553  
Stephanie Shaffer, Program Coordinator

**Robin's Nest**

42 South Delsea Drive  
Glassboro, NJ 08028  
(856) 881-8689 ext. 190

**Essex County:**

**Essex County Veterans Courthouse**

50 West Market Street  
Newark, NJ 07102  
(973) 693-5521  
Gloria Brown, Program Coordinator

**Gloucester:**

**Gloucester County Courthouse (Wednesday evenings and during court hours)**

70 Hunter Street  
Woodbury, NJ 08096  
(856) 686-7504  
Chastity Robinson, Program Coordinator

**Hudson:**

**Superior Court of New Jersey, Family Division**

595 Newark Avenue  
Room 218  
Jersey City, NJ 07306  
(201) 795-6740

**Hunterdon County:**

**Hunterdon County Family Division**

65 Park Avenue  
Flemington, NJ 08822  
(908) 237-5922  
Christine Reilly, Program Coordinator

**Mercer County:**

**El Centro (Catholic Charities)**

327 S. Broad Street  
Trenton NJ 08608  
(609) 954-7487  
Robert Hernandez, Director

**Mercer County Courthouse**

209 South Broad Street  
Trenton, NJ 08690  
(609) 571-4377  
Paula Andrews, Program Coordinator

**Middlesex County:**

**Middlesex County Family Court Building**

120 New Street  
New Brunswick, NJ 08903  
(732) 519-3286  
Wilda Robinson, Program Coordinator

**Monmouth County:**

**Monmouth County Superior Court**

PO Box 1252  
71 Monument Park  
Freehold, NJ 07728  
(732) 677-4050

**Morris County:**

**Center for Evaluation and Counseling**

1719 Route 10 East  
Parsippany, NJ 07054  
(973) 829-6960

**Ocean County:**

**Ocean County Justice Complex**

PO Box 2191  
120 Hooper Avenue  
Toms River, NJ 08754-2191  
(732) 929-2037 ext. 3124  
Nicole DeSalvo-Rogan, Program Coordinator

**Preferred Children's Services**

1200 River Avenue  
PO Box 2036  
Lakewood, NJ 08701  
(732) 905-5106 ext. 101  
Stacy M. Welch, Program Director

**Saint Francis Counseling Center**

4700 Long Beach Boulevard  
Brant Beach, NJ 08701  
(609) 494-8861 ext. 182  
Lori Tomaro, Program Director

**Passaic County:**

**Paterson YMCA**

128 Ward Street  
Paterson, NJ 07505  
(973) 247-8858  
Blanca Bravo, Program Coordinator

**Salem:**

**Family Intake**

PO Box 233  
Salem, NJ 08079  
(856) 935-7510 ext. 8576

**Somerset County:**

**Catholic Charities**

540 Route 22 East  
Bridgewater, NJ 08807  
(908) 722-1881  
Esther Iannetta, Program Coordinator

**Sussex County:**

**First Baptist Church (NJCCR), (*Neutral Exchange Only*)**

4 East Main Street  
Sussex, NJ 07461  
(973) 875-9451

**Center for Evaluation and Counseling**

1719 Route 10 East  
Parsippany, NJ 07054  
(973) 829-6960

**Union County:**

**Union County Superior Court**

Superior Court, Family Division  
Union County Courthouse  
New Annex Building  
Elizabeth, NJ 07207  
(908) 659-4604  
Nancy Yurek, Program Coordinator

**Warren:**

**Catholic Charities**

Phillipsburg Family Service Center  
700 Sayre Ave.  
Phillipsburg, NJ 08865  
(908) 454-2074  
Susan Reimer, Supervisor