


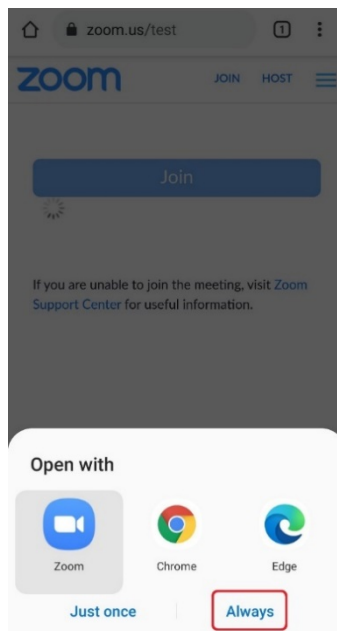
## Testing Zoom – Android Devices

1. Install the Zoom app for free from the Google Play store
2. Visit <https://zoom.us/test>
3. Tap **Join**

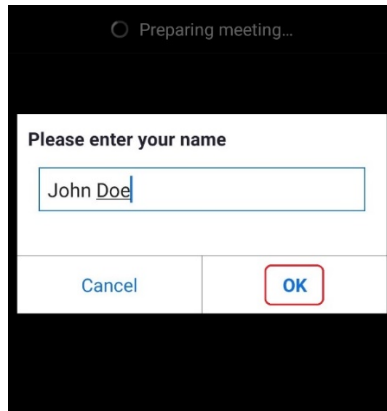


If you are unable to join the meeting, visit [Zoom Support Center](#) for useful information.

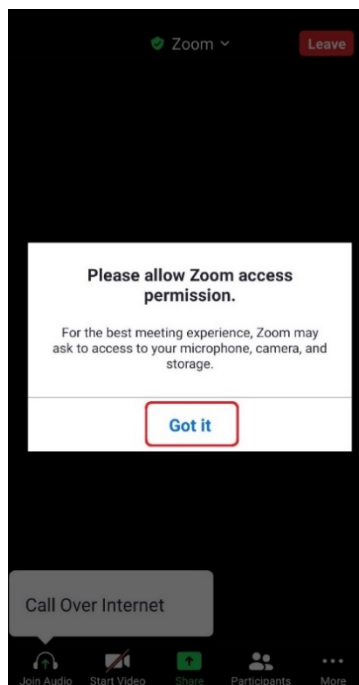
4. Tap **Zoom** on the Open With screen and tap **Always**



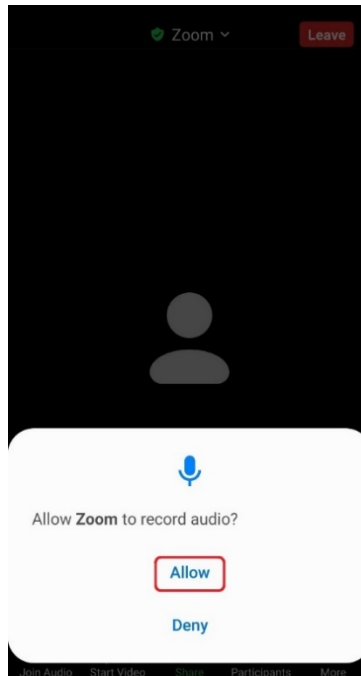
5. Enter your full name (as it appears on your driver's license or other official ID) when asked and tap **OK**




6. Tap **Got it** on the window that says Please allow Zoom access permission




7. Tap **Allow** when asked to allow Zoom to record audio



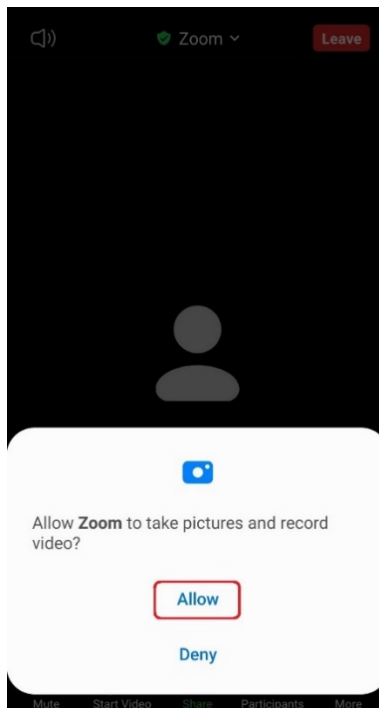
8. Tap **Call over internet**



9. To start your video, tap on the **Start Video** icon



10. Tap **Allow** on the window that says allow Zoom to take pictures and record video



11. You will now be in the be in the Zoom session. If you require any assistance please visit <https://zoom.us/support> or contact your Jury Management office.